




# When I Grow Up

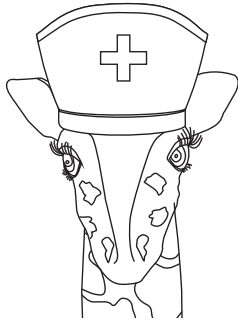

Community helpers are important people with jobs that help others.



# Jobs & Occupations

Trace the job titles below.


farmer



nurse





baker



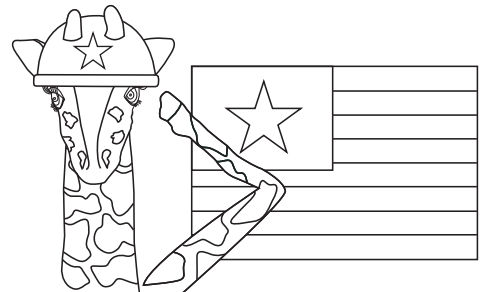
fireman

doctor



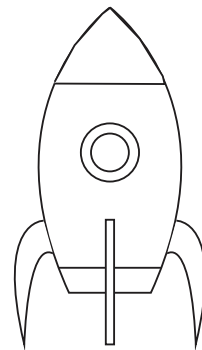








teacher

soldier



# Community Helpers

Draw a line to match the worker with the vehicle they use for their job.



# Ice Cream Shapes

Use the codes below to color the ice cream cone shapes.

Color the ○ blue

Color the ☆ red

Color the ▲ green


Color the ⬠ yellow


Color the □ orange

Color the ♥ pink

Color the ⬡ purple



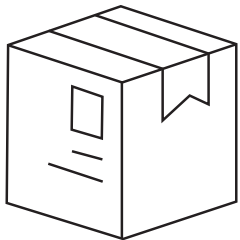


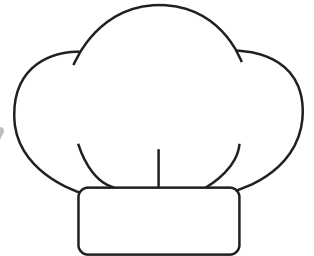
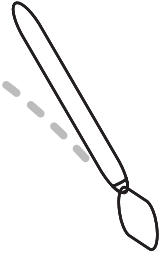
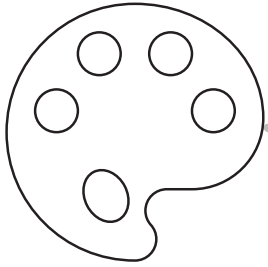
Color the ◻ brown





# Complementary Sets

Follow the lines with your pencil to connect the things that go together.



# The Letter H

Color in all the circles that have an uppercase letter "H" and lowercase letter "h".

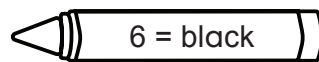
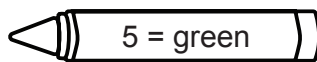
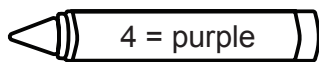
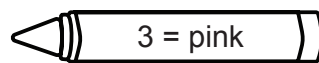
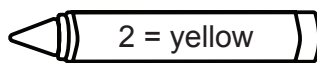
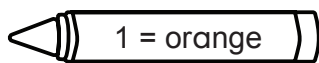
# Hh

helper

u	h	a	G	H	a	h
A	f	H	b	p	h	D
e	H	A	h	x	H	T
h	L	p	f	a	L	h
u	s	a	H	Q	h	m
A	H	k	b	p	l	B

# Happy Flower


Color the picture according to the number key below.













# Classroom Teacher



I am a


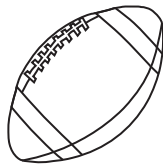
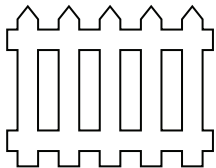
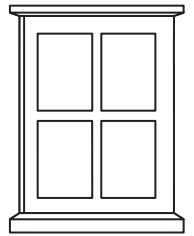


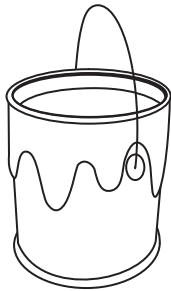

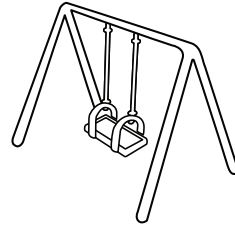
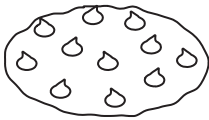

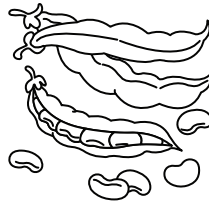

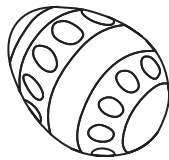

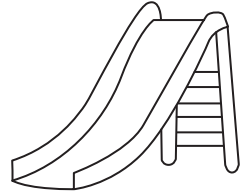



teacher.

Color the items a teacher might use in the classroom.



# Matching with First Sounds


Color the two pictures that have the same first sound.



# POLICE OFFICERS



KEEP

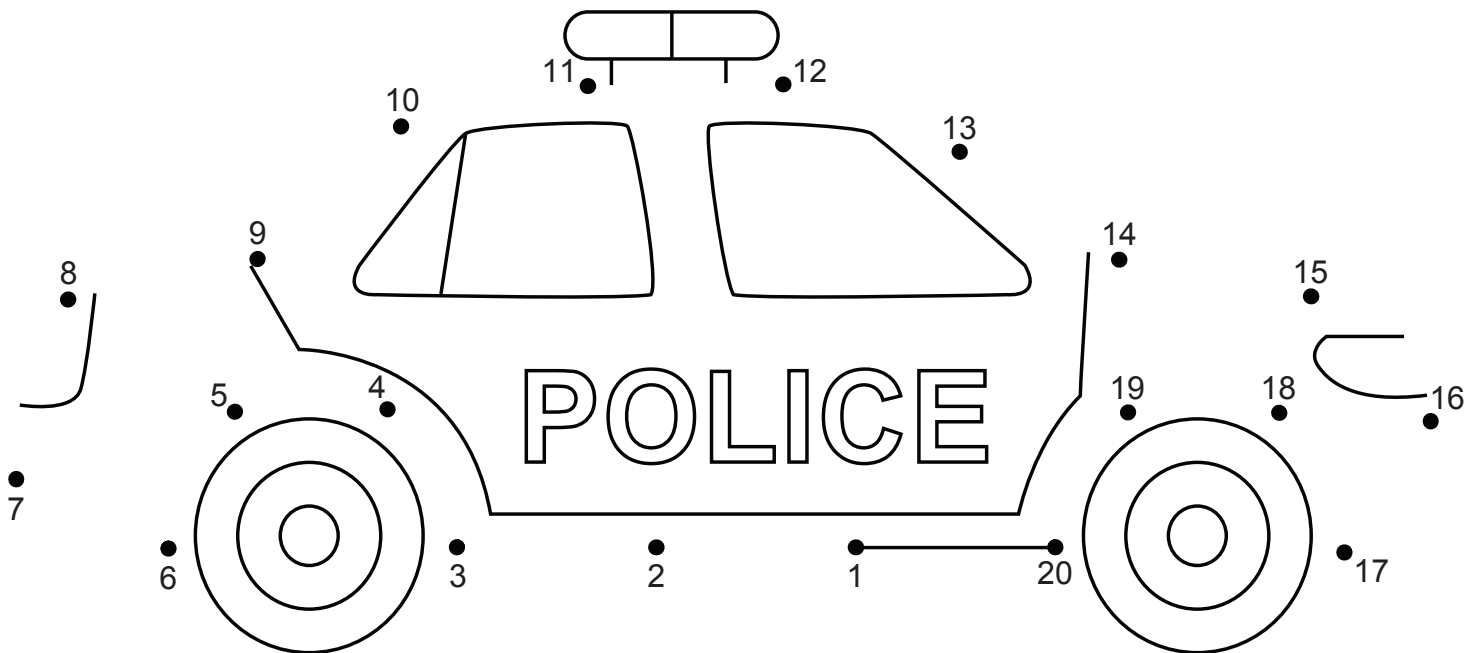


SAFE!

# Dot-to-Dot

Connect the dots to complete the picture.







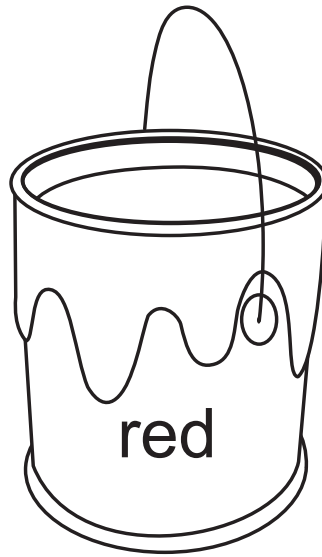

CALL 911  
FOR HELP!



police

# Painting and Color Words

Read the color words. Color the paint cans the correct colors.






I am an

artist.

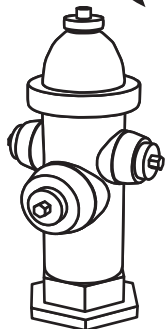


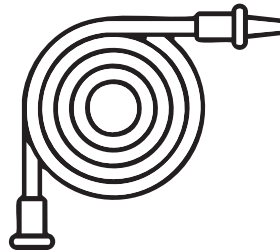
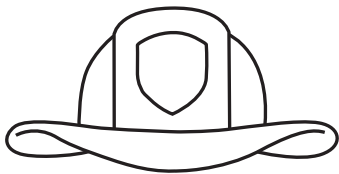
# Firefighter



I am a

firefighter.

Color the items a firefighter might use.






Help the fire truck find its way to the fire.




# Count and Mark


Count and color each item and mark the correct number.



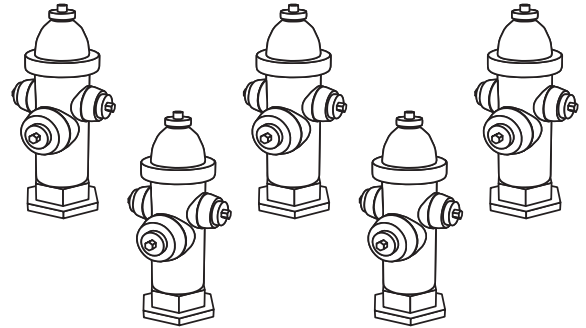
2 3 1



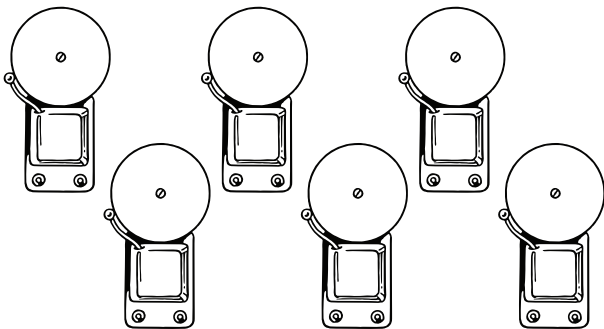
4 3 5



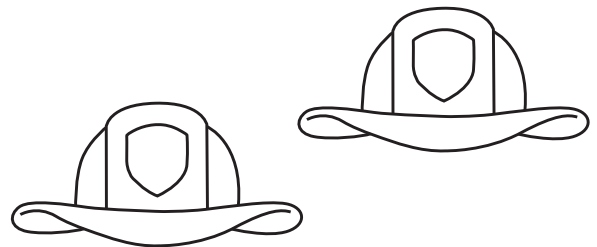
5 3 6



9 5 7




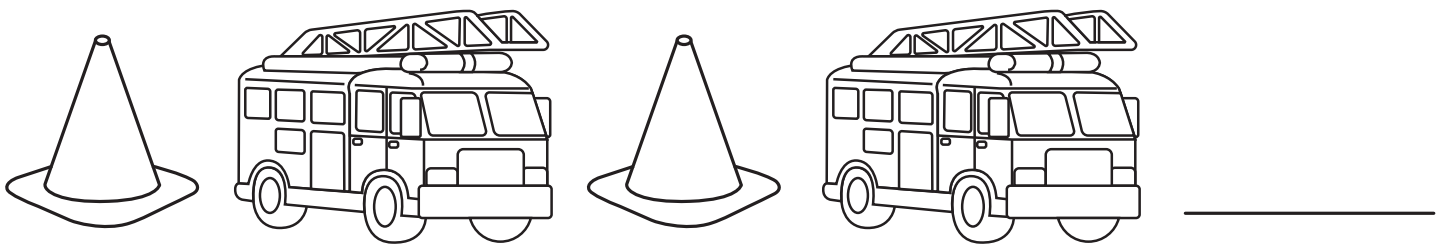


6 8 5

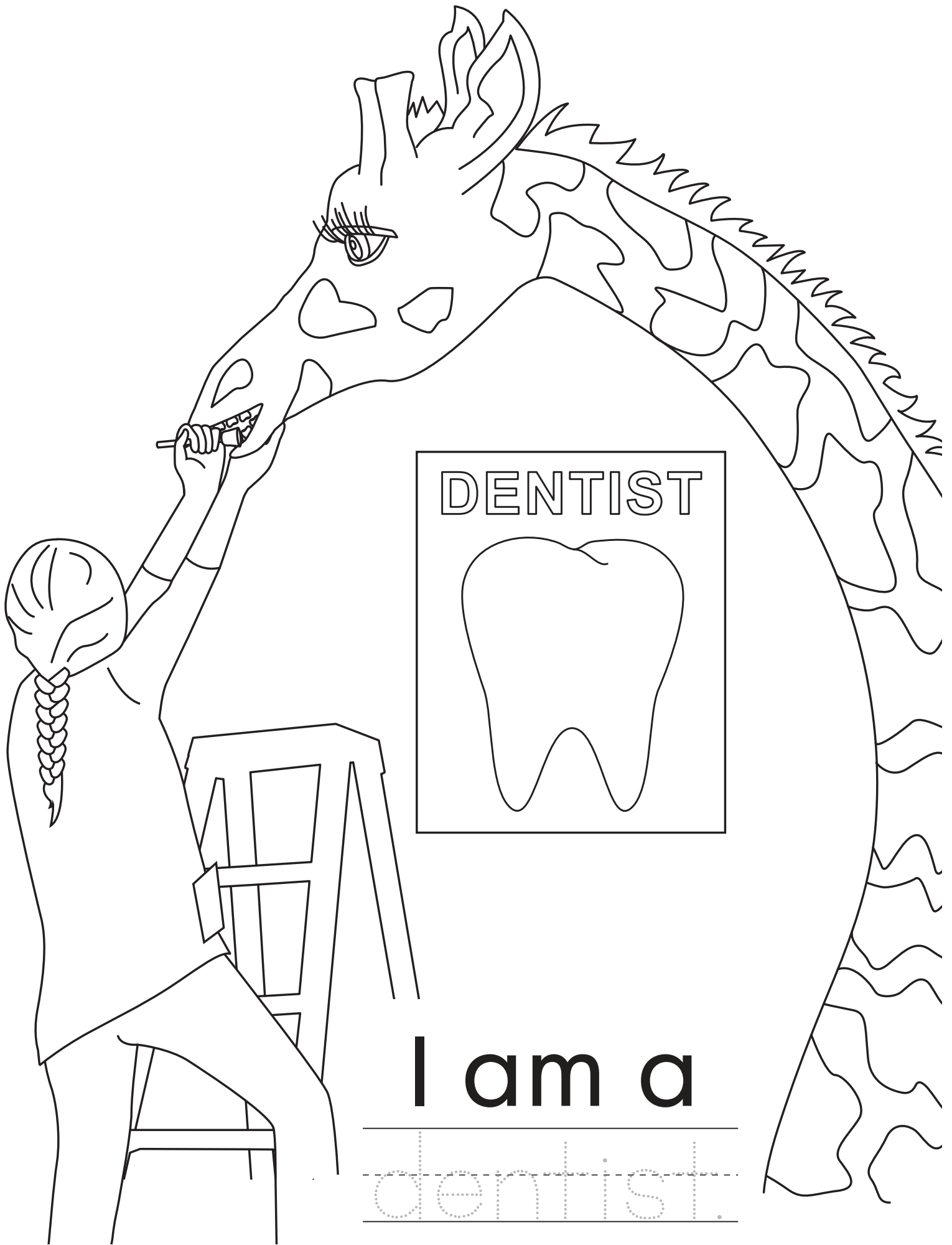


6 3 2

# What Comes Next?

Complete the pattern in each set by drawing what comes next.





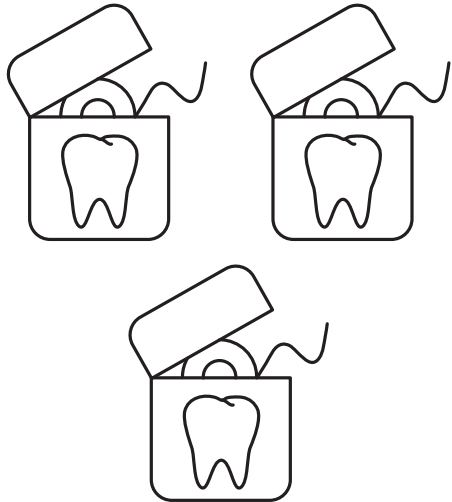
DENTIST

I am a

dentist.

# Clean Teeth Counting

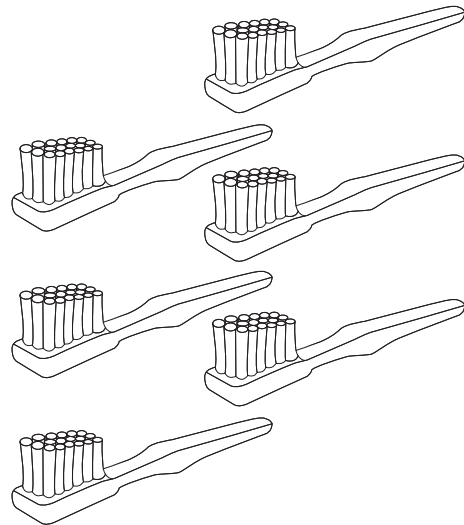
Count and color each item and circle the correct number.



4

3

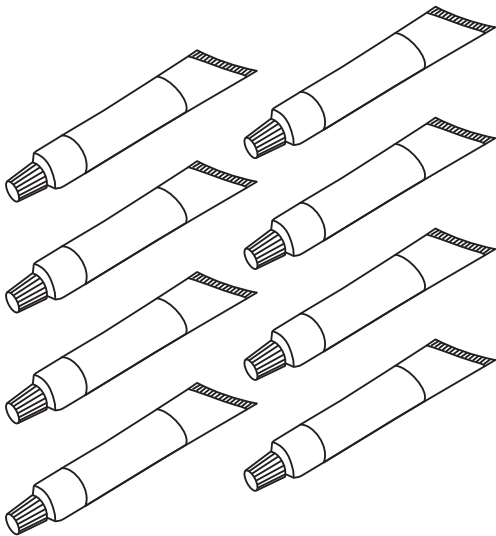
5



6

5

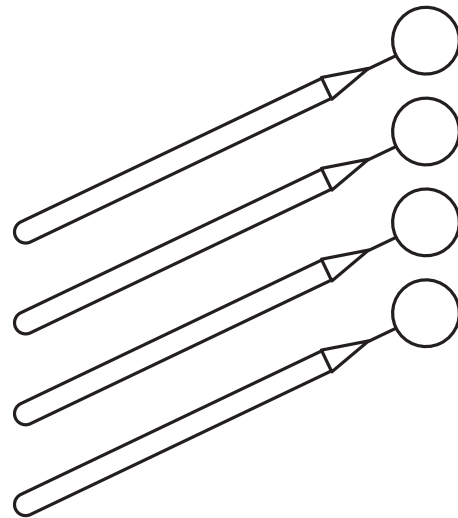
9



8

7

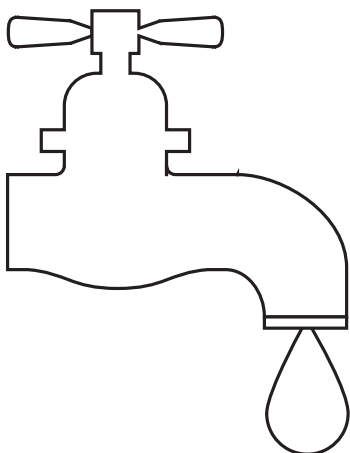
9



3

5

4



2

1


3



6










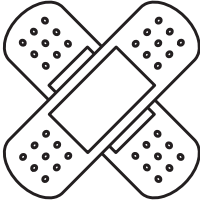



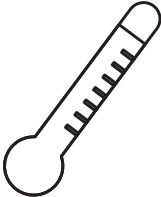






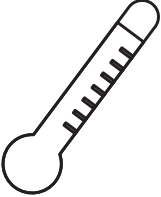






















7

5



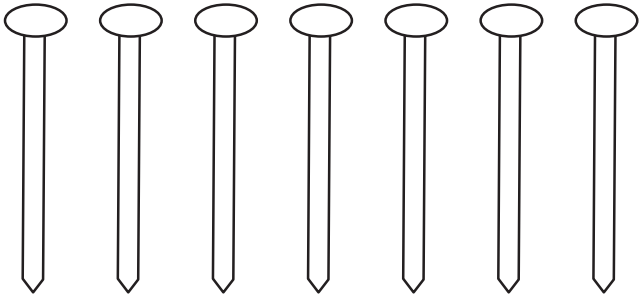
# Count and Color

Count and color each item and write the correct number below.

						
						
						
						
						
						
 	_____ _____	 	_____ _____	 	_____ _____	

# Count and Mark

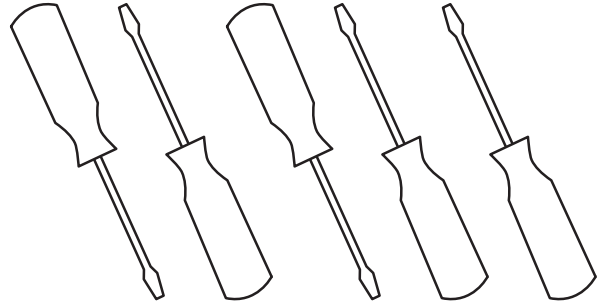
Count and color each item and mark the correct number.



7

8

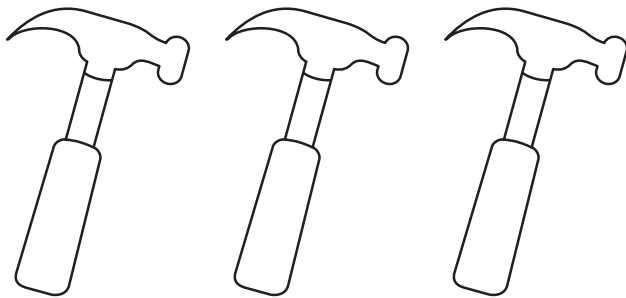
9



4

5

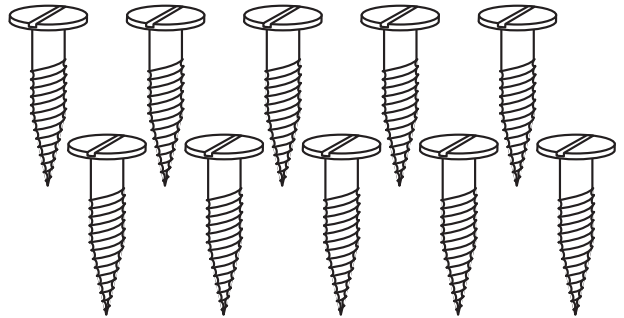
7



2

4

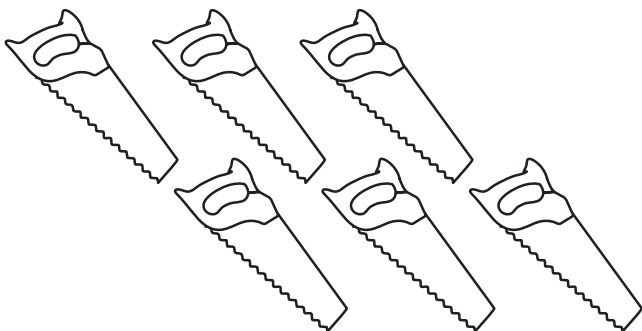
3



10

9

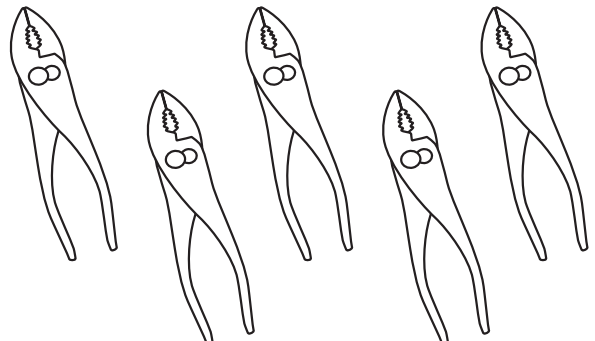
11



9

6

8



5


7

6



# Construction Site


Trace the numbers on the cones to help Annabelle get to her truck.



I am a

construction worker.


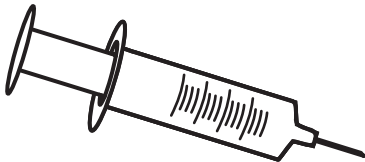



# Veterinarian



I am a

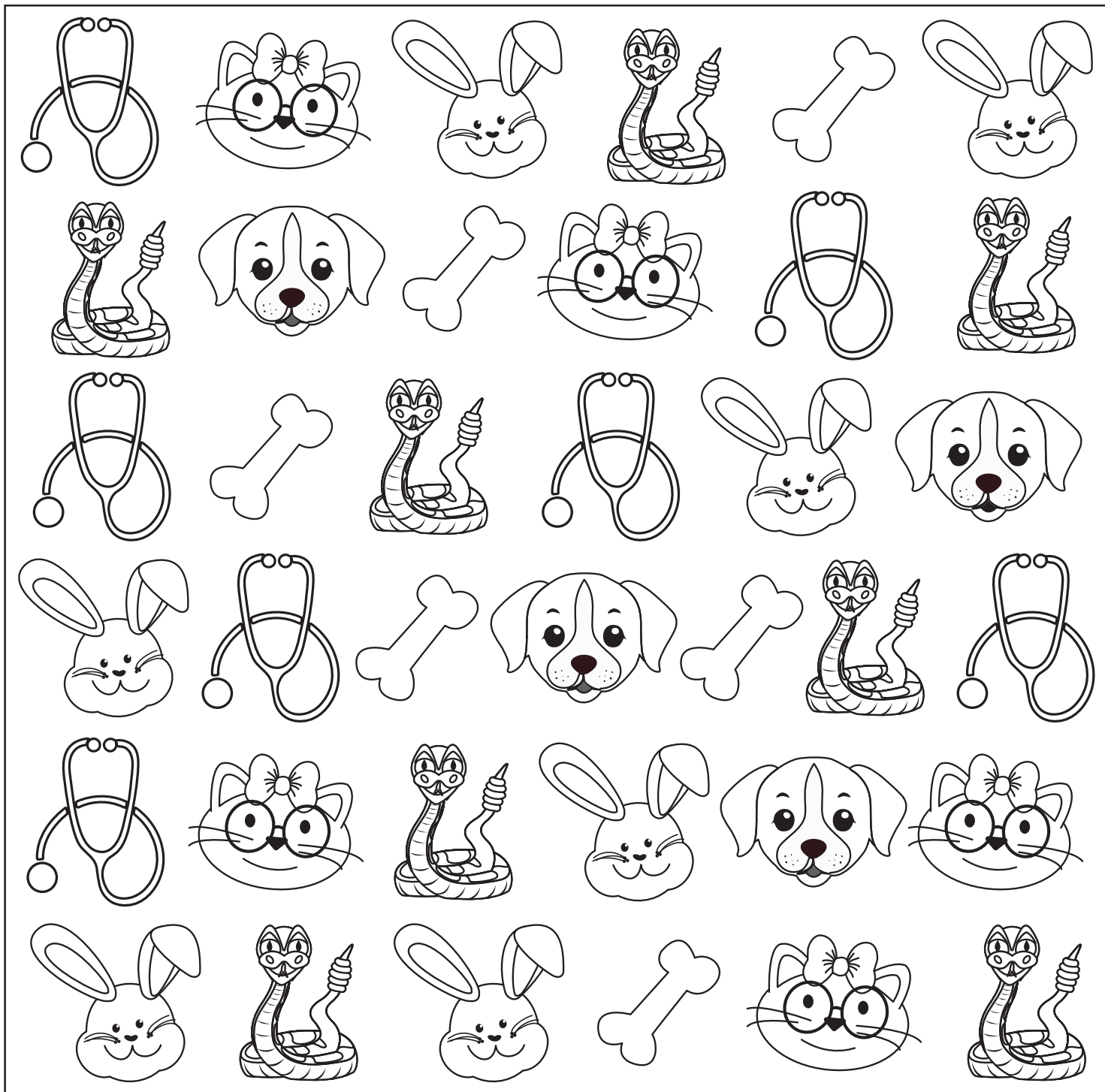
veterinarian.

Color the items a veterinarian might use.




# Count and Color

Count and color each item and write the correct number below.



\_\_\_\_\_



\_\_\_\_\_




\_\_\_\_\_



\_\_\_\_\_



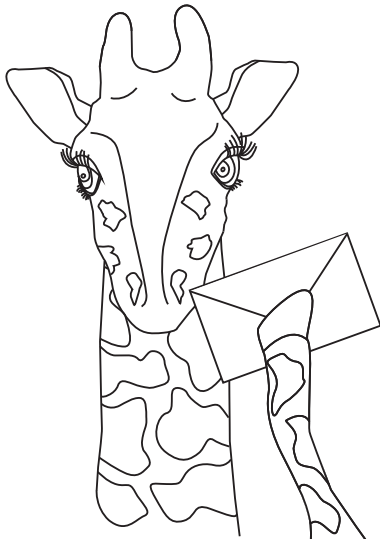
\_\_\_\_\_





\_\_\_\_\_

# I Can Mail a Letter

Leonard wants to send a letter to Annabelle. Help him by writing the numbers in the correct order so the letter gets to her.




1

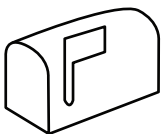


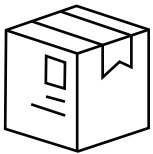


## Count & Graph

Color and count the objects. Color in the boxes to complete the graph.



1 2 3 4 5 6 7 8 9 10


[illegible]

# Emergency Vehicles


Color each emergency vehicle.




police car



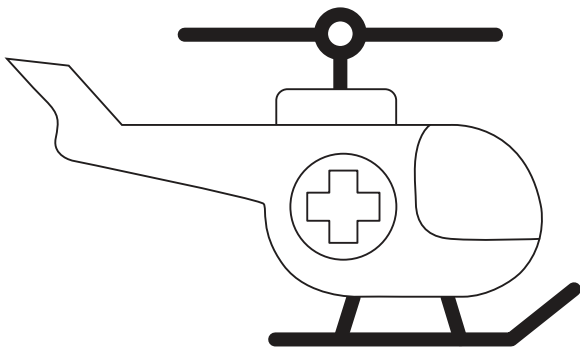
police helicopter



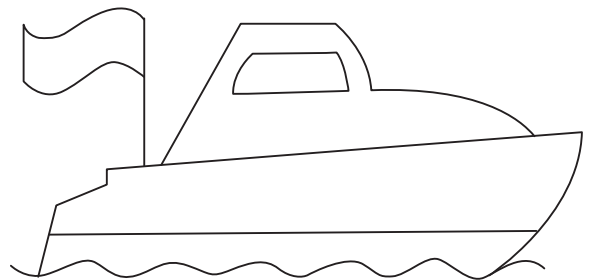
fire truck



ambulance



air ambulance



rescue boat

I see a




police car.

I see a




police helicopter.

I see a



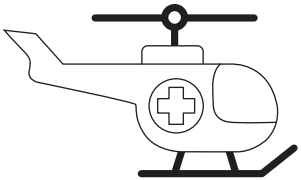
fire truck.

I see an



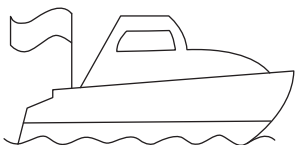
ambulance.

I see an



air ambulance.


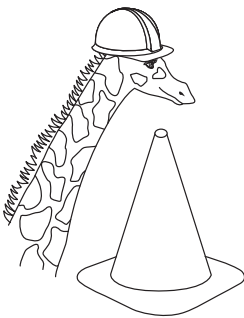


I see a



rescue boat.

# Community Vehicles


Color each community helper and vehicle. Draw a line from the community helper to the correct vehicle.





S

is for school bus.



school bus

# Chef Annabelle



I am a chef.

Color the items a chef might use.



Add candles  
on the cake.




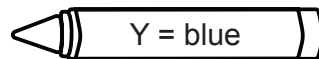
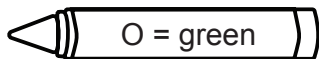
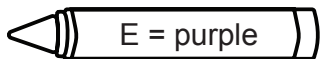
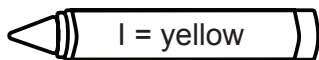
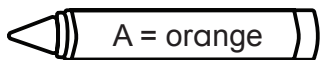
$$\begin{array}{c} \text{candle} \quad \text{candle} \end{array} + \begin{array}{c} \text{candle} \quad \text{candle} \end{array} = \underline{\hspace{2cm}}$$

$$\begin{array}{c} \text{candle} \quad \text{candle} \quad \text{candle} \quad \text{candle} \quad \text{candle} \end{array} + \begin{array}{c} \text{candle} \end{array} = \underline{\hspace{2cm}}$$

$$\begin{array}{c} \text{candle} \quad \text{candle} \quad \text{candle} \quad \text{candle} \end{array} + \begin{array}{c} \text{candle} \quad \text{candle} \quad \text{candle} \end{array} = \underline{\hspace{2cm}}$$


# Color by Letter

Color the picture according to the letter key below.




# Beginning Sounds


Color the picture and fill in the circle that has the correct beginning sound.




y d k




d f c




s b t



n f p



g w r




b e k

M

m

is  
for



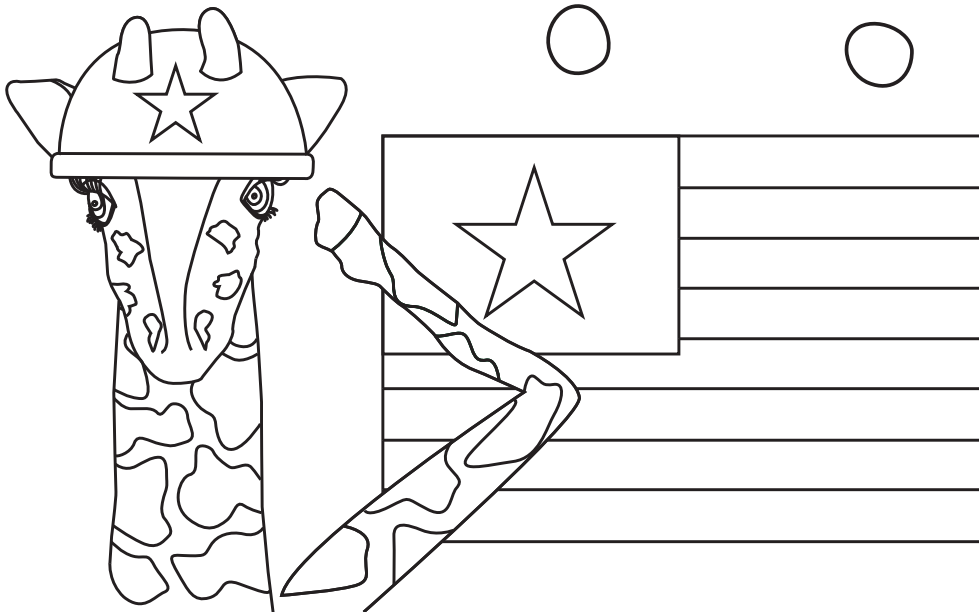
**Mingo Rose**




**Mailman**




**Mechanic**



**Military  
Soldier**








# Community Helper Word Search

Find and circle the community helper words from the list, searching across, up and down.

chef  
doctor  
dentist  
nurse  
teacher

r	d	o	c	t	o	r	e
d	e	n	t	i	s	t	d
j	t	p	x	c	b	i	j
e	s	h	o	h	i	c	e
n	u	r	s	e	p	w	s
t	i	s	t	f	x	b	n
f	t	e	a	c	h	e	r



# When I Grow Up

Write what you want to be when you grow up on the line.

Draw a picture of it below.

**When I grow up, I want  
to be \_\_\_\_\_.**





Always be  
your best!