

How are
you?

I'll hold
the door

Good
morning

I'm happy
to help

No thank
you

It's my
pleasure


Nice to
meet
you

GOOD MANNERS

Good Manners

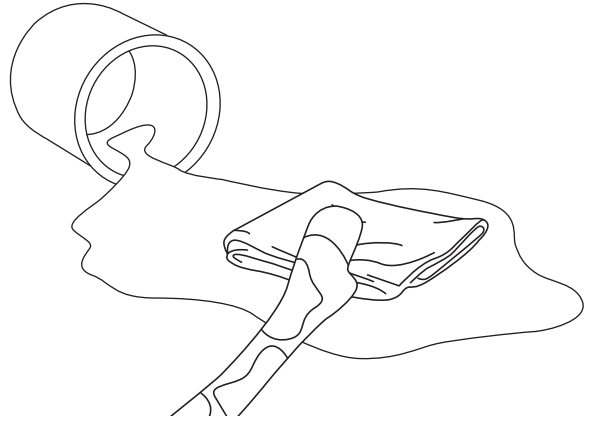
Color and practice good manners.

LISTENING



CIRCLE TIME

CLEANING UP



LITTLE HELPER

PLACE SETTING





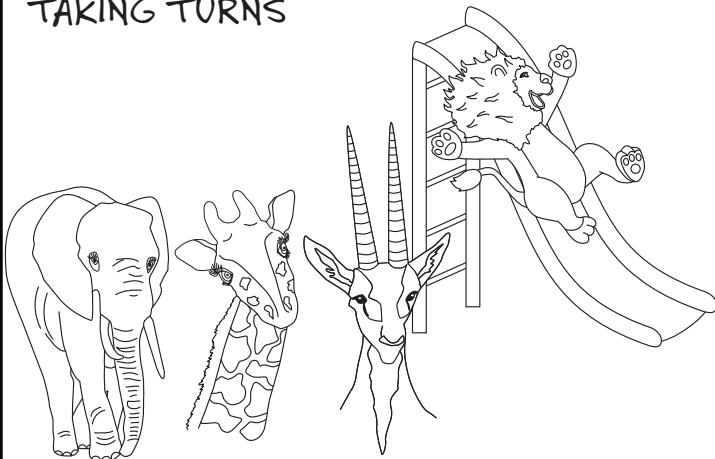
TABLE MANNERS

SHARING



CENTERS

TAKING TURNS



PLAYGROUND

HELPING



FRIENDS

Good Manners

Trace the words to complete each good manner phrase.

I will listen during
circle time.

I will be a little helper
by cleaning up.

I will have good table manners
by using my napkin.

I will share during centers.

I will take turns on the
playground.

I will help my friends.

Circle Time Good Manners

Trace the words and practice the circle time good manners.

My brain is thinking.

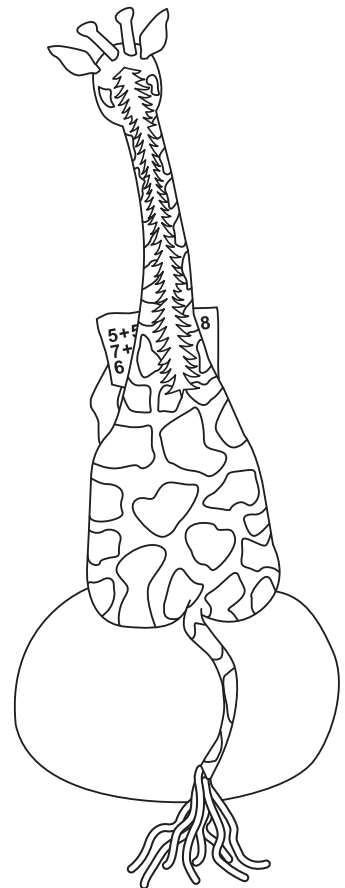
My eyes are watching.

My ears are listening.

My mouth is quiet.

My body is still.

CIRCLE
TIME



My Whole Body is Listening!

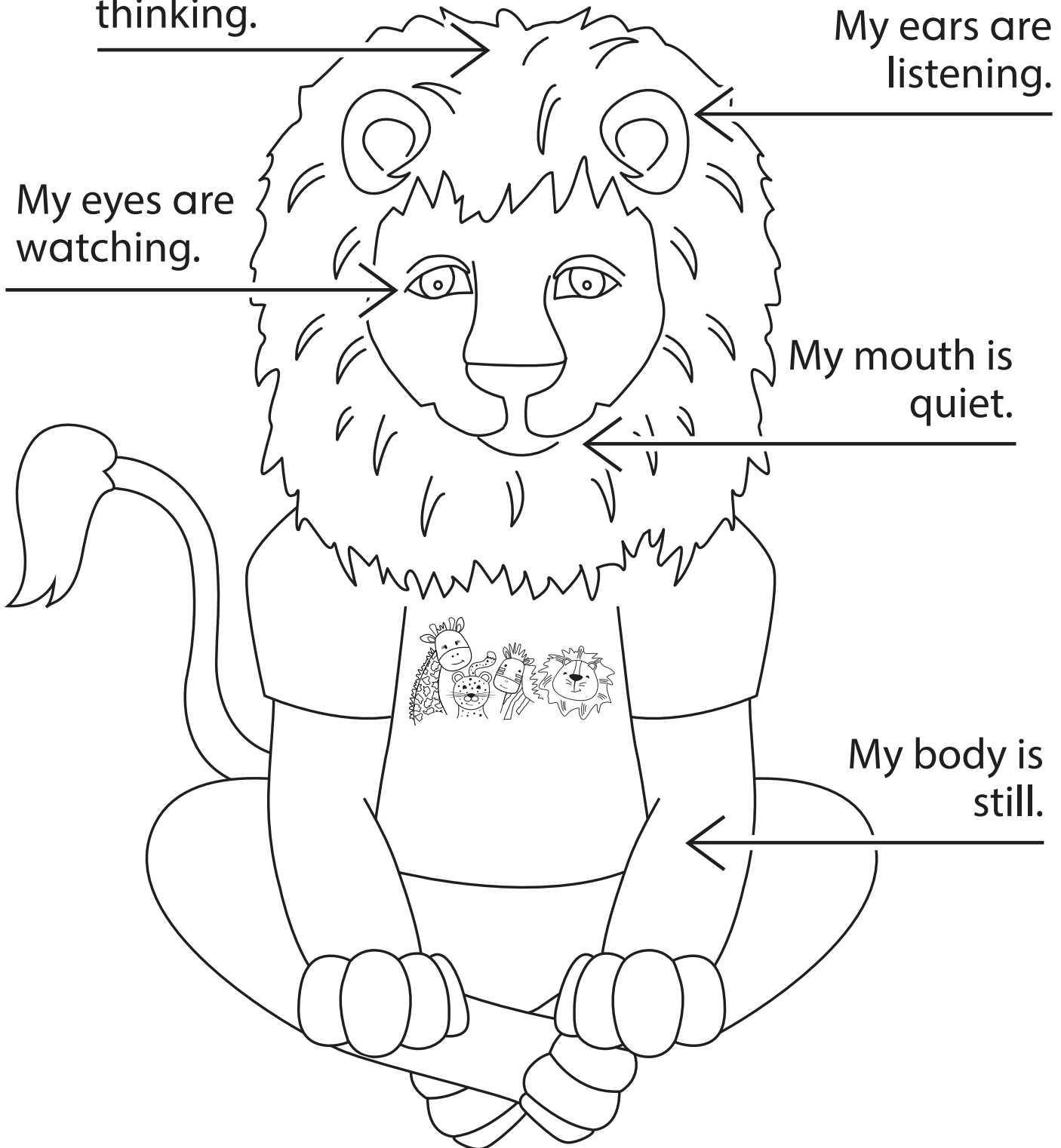
My brain is
thinking.

My ears are
listening.

My eyes are
watching.

My mouth is
quiet.

My body is
still.



Following Directions

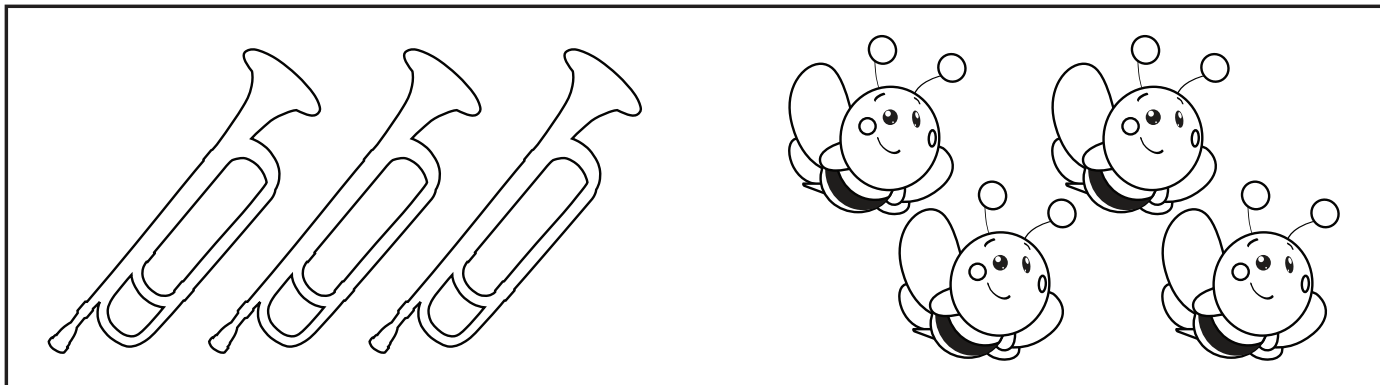
Look at the picture and follow the directions below.



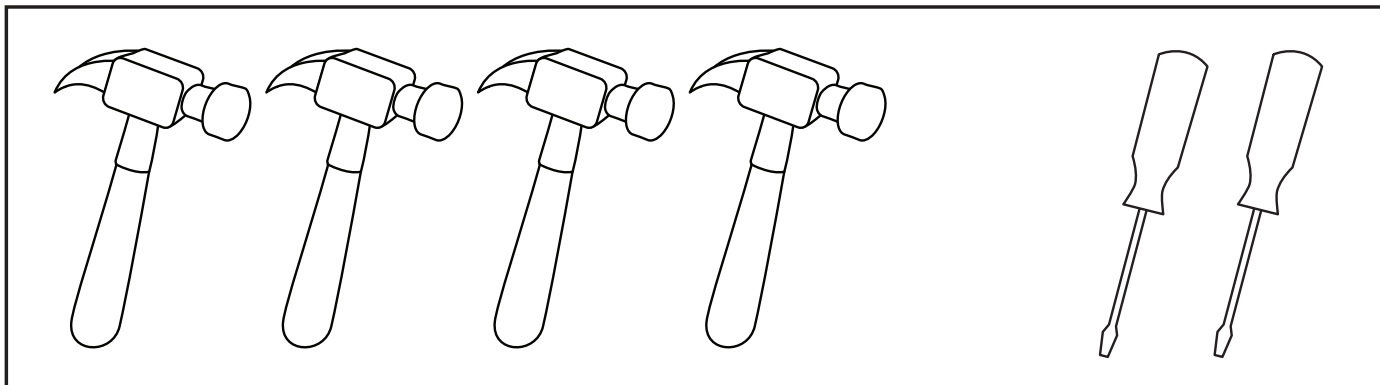
1. Write the letter L on Leonard.
2. Color Leonard's mane, tail, and paws purple.
3. Draw a face on the cloud.
4. Color the flowers yellow and orange.
5. Color the sky blue.
6. Count how many flowers there are in the picture and write the number below the picture.
7. Color the rest of the picture.

More or Less

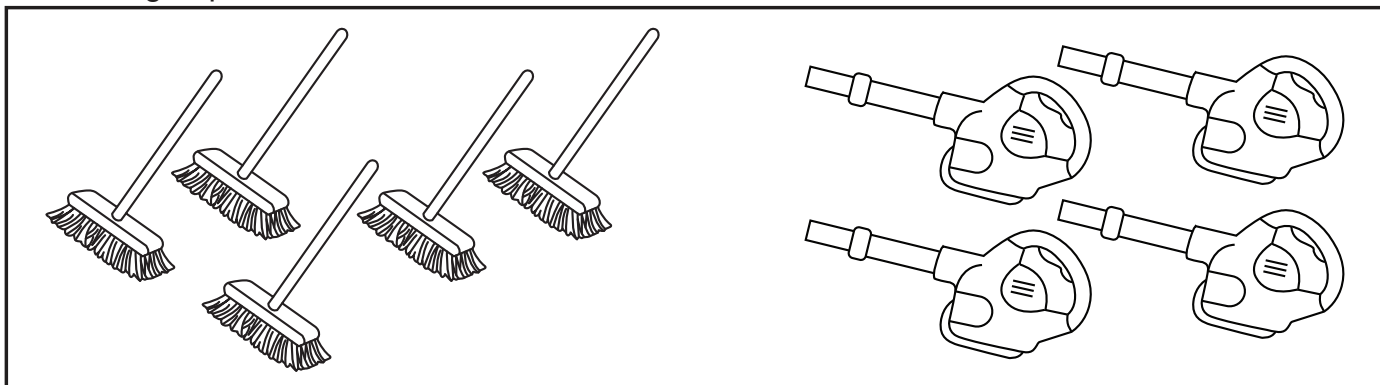
Color the group that has more.



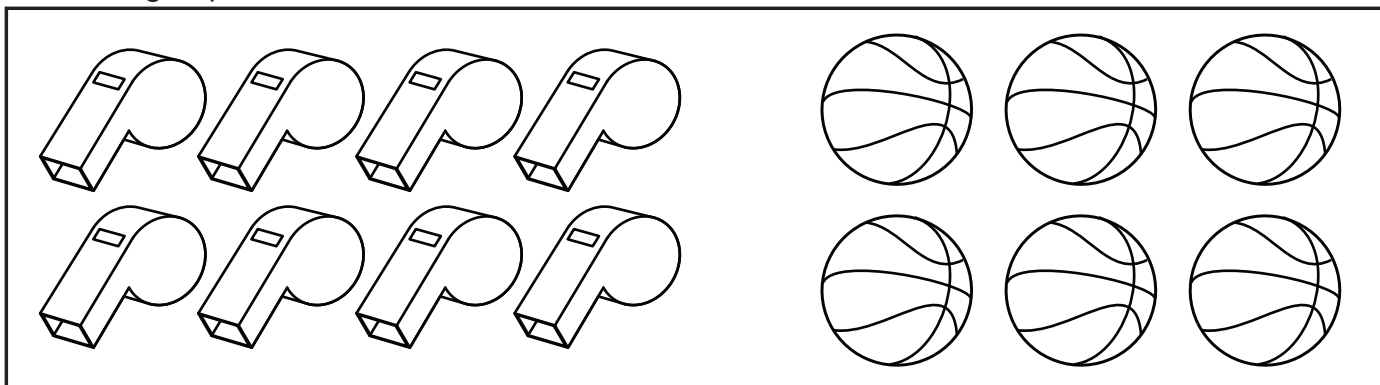
Color the group that has less.




Color the group that has more.



Color the group that has less.




Voice Levels



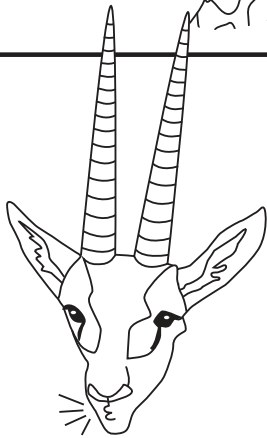
3

shouting




2

talking



1

whispering

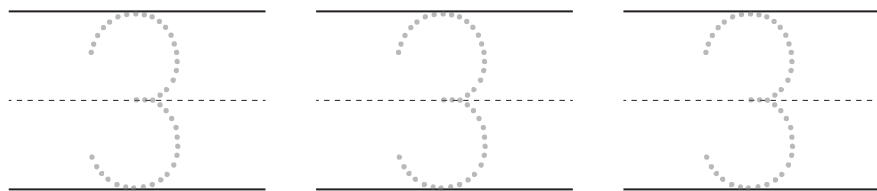


0

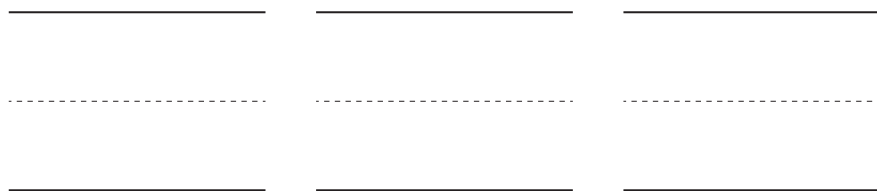
silent

The Number 3

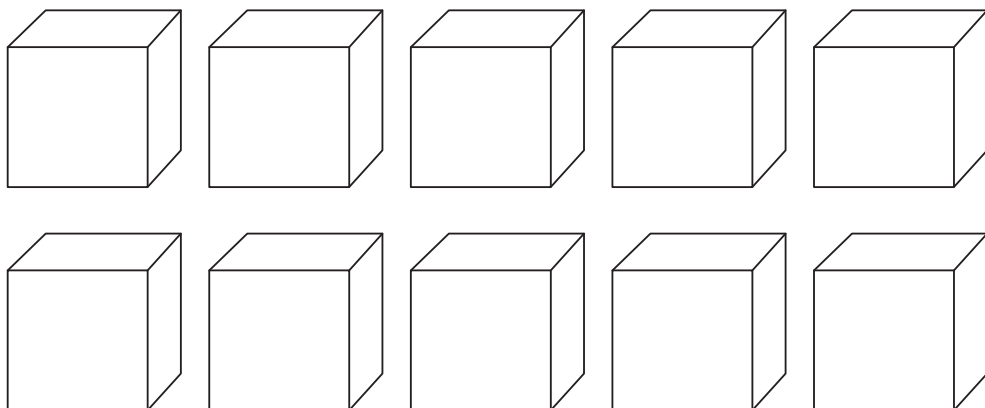
Trace the number 3.




Write the number 3.




Color 3 cubes.



Color 3 blocks.



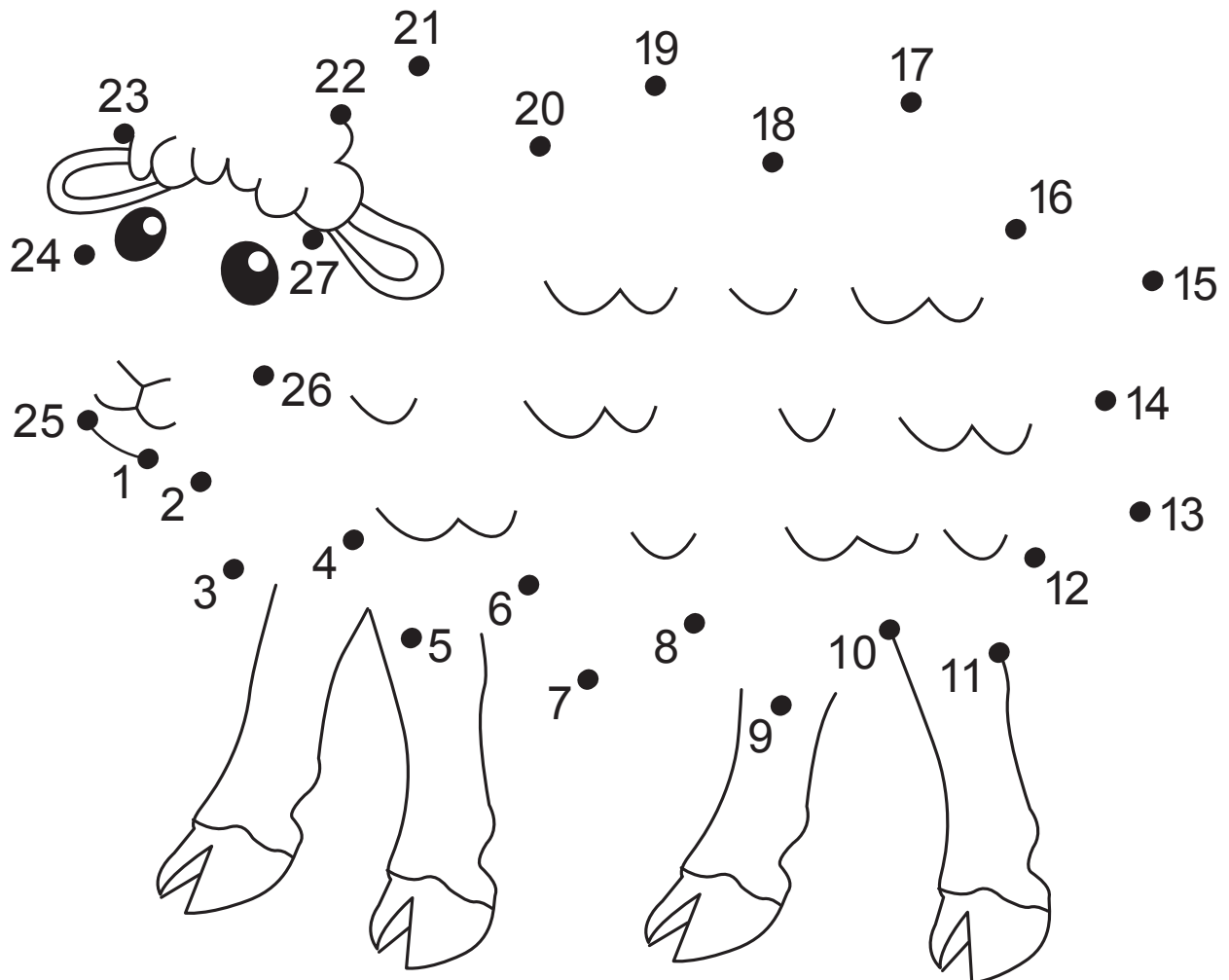
Color in the circles that have a number 3.



Baa Baa Black Sheep






Read the poem and complete the dot to dot.

Baa Baa black sheep
Have you any wool?
Yes sir, Yes sir, three bags full.
One for the master,
One for the dame,
One for the little boy
Who lives down the lane.




Counting Sheep

Count the sheep in each row and write the correct number in the box.




Good Manners: Little Helpers

Sing the song written on the blackboard to the tune of
"I'm a Little Tea Pot".



I'm a Little Helper










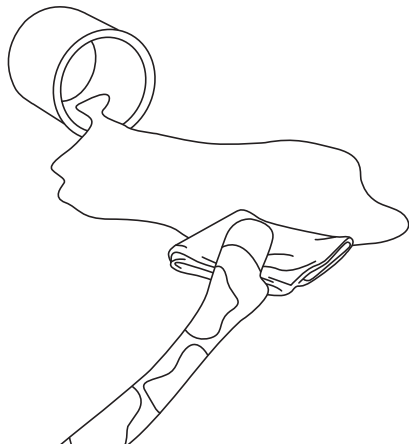








I'm a little helper, kind and true.
I need to be careful in all I do.
When I make a mess, I always say,
"I am sorry" in a caring way.



Behavior: Good or Bad Choices

Which characters are making good choices and which ones are making bad choices?

Color the smiley face for good choices or the sad face for bad choices.

Friends


Look at the pictures to learn how to be a good friend.



Friends care.



Friends help.



Friends share.



Friends listen.

friends



Friends

Sing the song to the tune of "I'm a Little Tea Pot".

You're a little helper, kind and true.
You helped a friend who needed you.
We're best friends for all to see.
Thank you, Thank you, for helping me!



Friendship

Color in the word.

friend


Trace the word, then write it yourself.

friend

Place a letter in each box to spell the word "friend".

--	--	--	--	--	--

Start on the left and draw a line to connect the letters that spell the word "friend".



Trace the word to complete the sentence.





Rico is my
friend
from school.

Circle the words that are spelled correctly.

frend	frind
friend	freand
freend	friend
friand	freind

I Can Be A Good Friend

Draw a picture that shows how you can be a good friend in each box.



Good Manners in the Cafeteria

Be good, be good! Always be good at the table!

Wash **your** hands.

Keep **elbows** off the table.

Place **napkin** in your lap.

Chew **with your** mouth
closed.

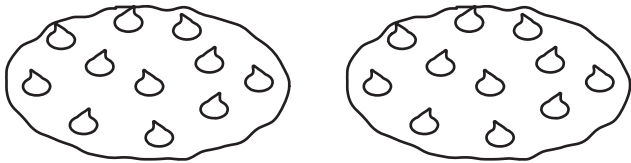
Wait for everyone to
be served.

Pass to the **right** so you
never get left out.


Thank **the** cook.

Left and Right


Color the LEFT cookie YELLOW.
Color the RIGHT cookie BROWN.



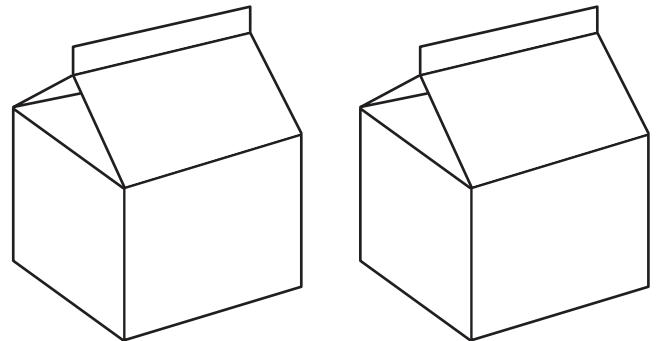
Color the LEFT watermelon RED.
Color the RIGHT watermelon PINK.



Color the LEFT apple GREEN.
Color the RIGHT apple RED.




Color the LEFT milk carton ORANGE.
Color the RIGHT milk carton BLUE.



Color the LEFT cupcake PURPLE.
Color the RIGHT cupcake PINK.



Color the LEFT banana YELLOW.
Color the RIGHT banana GREEN.

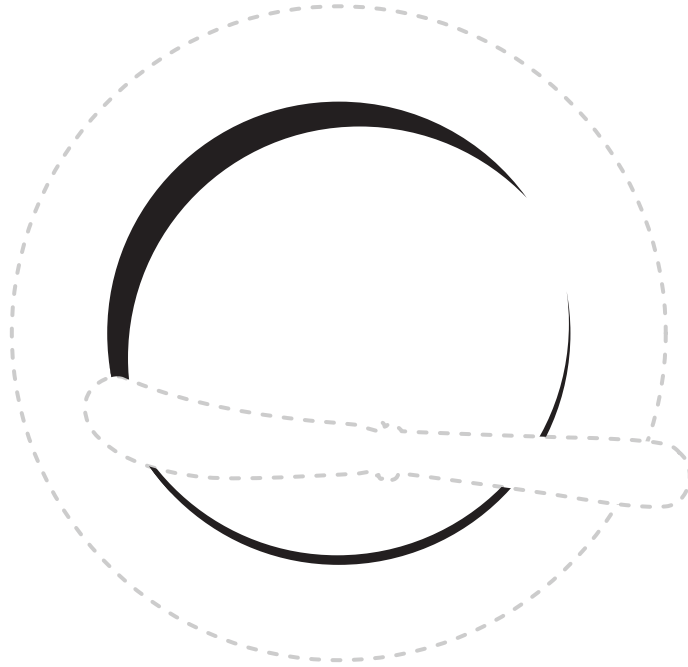


Welcome to _____'s Table

(your name here)

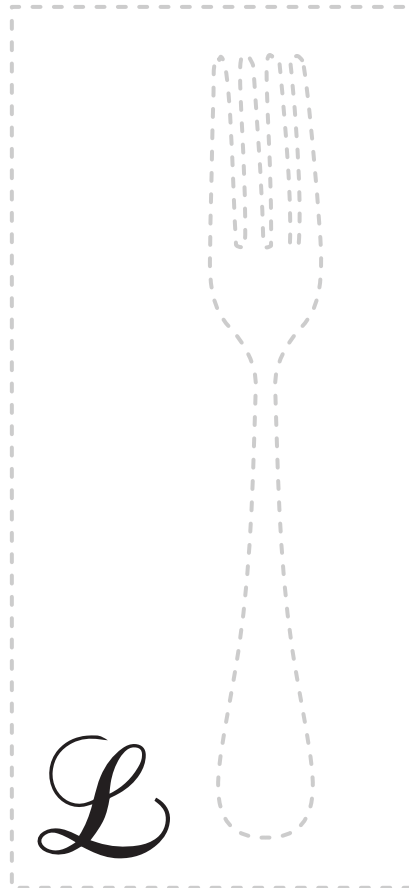
Trace the words and shapes to complete the place setting diagram.

bread
plate



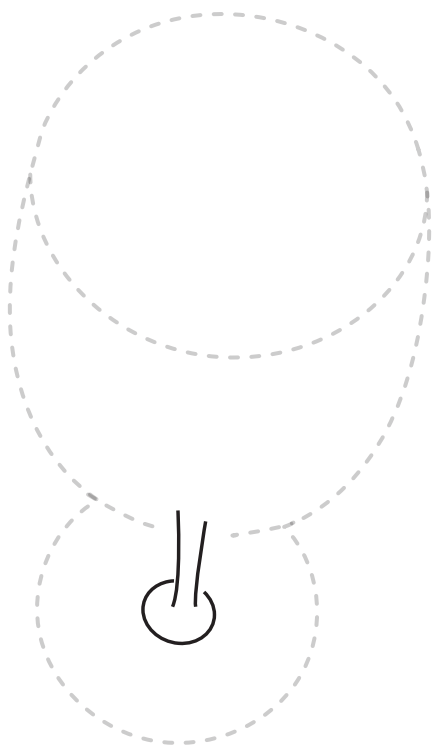
fork

napkin



L





glass



plate




knife

spoon

Following Directions with Cookies


Look at the cookies and follow the directions below.



1. Color the top left cookie red.
2. Color the sprinkles on the cookies yellow.
3. Color all the chocolate chips brown.
4. Color the frosting of the two cookies in the middle row blue.
5. Put a star next to the cookie in the bottom left corner.
6. Color the remaining frosting pink.
7. Finish coloring the rest of the cookies with your favorite colors.
8. Circle any three cookies in a row.

A Dozen Cookies

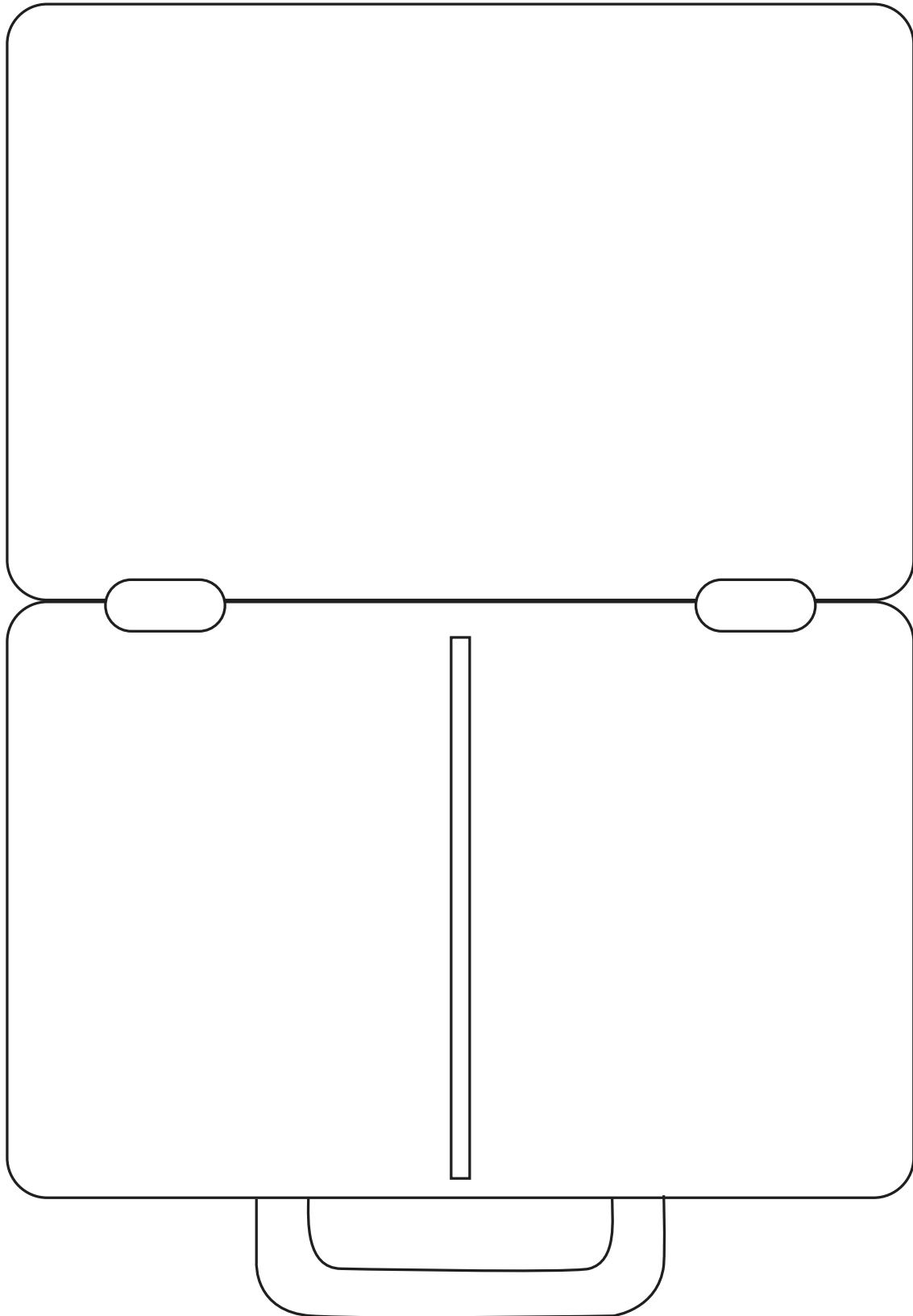
Color these cookies to look like your favorite kind.
Count them and write how many cookies make a dozen.




How many cookies are in a dozen?


My Healthy Lunchbox

Draw items in your lunchbox below to make a healthy lunch.






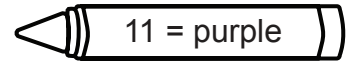
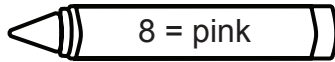
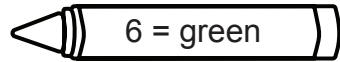
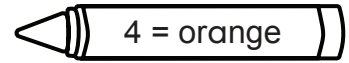
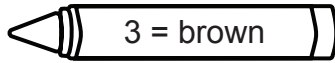
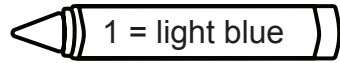
Good Manners in Centers



We know kindness is the way,
Sharing our toys brings joy to our day!
When we have a problem, we talk to our friends.
We make good choices, and the fun never ends!

Color by Number


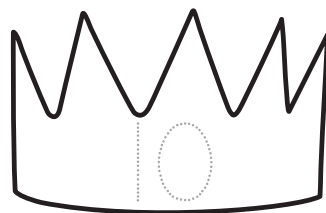
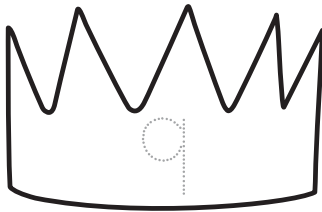
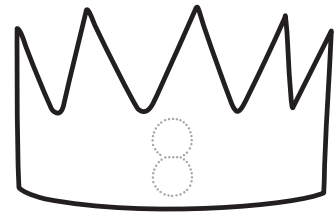
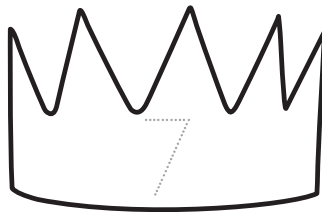

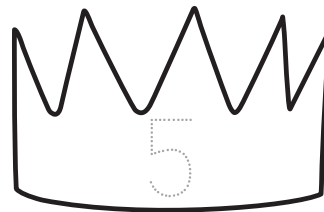
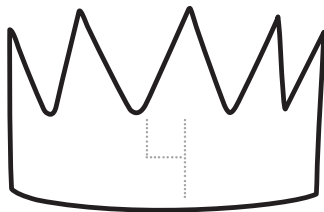
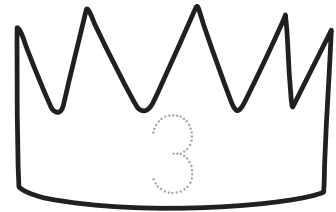

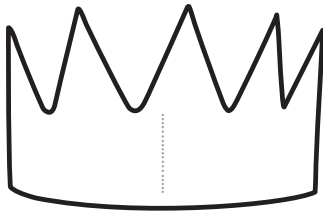
Color the picture according to the number key below.





Royal Number Trace

Leonard needs help counting his royal crowns. Can you trace and count the numbers?




C V C Word Puzzles

Look at each picture. What is it?
Write its name using three letters: consonant, vowel, consonant.



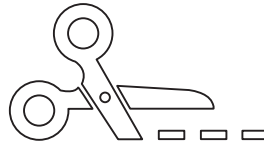
--	--	--




--	--	--



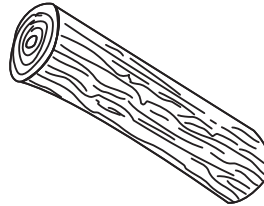
--	--	--



--	--	--



--	--	--



--	--	--



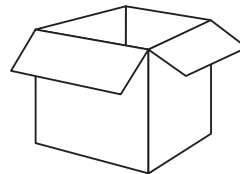
--	--	--



--	--	--



--	--	--



--	--	--



--	--	--



--	--	--




--	--	--




--	--	--

Domino Addition


Look at the dots on each side of the domino. Write the number of dots under each side.
Add the numbers together. Write the total after the equal sign (=).




$$\underline{\quad} + \underline{\quad} = \boxed{\quad}$$




$$\underline{\quad} + \underline{\quad} = \boxed{\quad}$$




$$\underline{\quad} + \underline{\quad} = \boxed{\quad}$$



$$\underline{\quad} + \underline{\quad} = \boxed{\quad}$$






$$\underline{\quad} + \underline{\quad} = \boxed{\quad}$$



$$\underline{\quad} + \underline{\quad} = \boxed{\quad}$$

Color by Subitizing


Look at the groups of objects. Color the groups of 2 orange and the groups of 8 green.




Roll & Color

Roll a die. Use the code below to color each crayon. Continue until all the crayons are colored.


red




yellow




blue



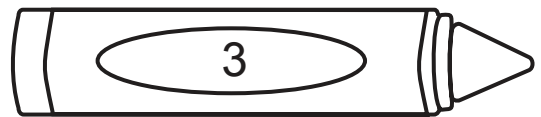
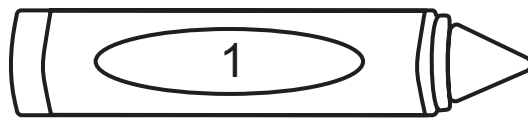
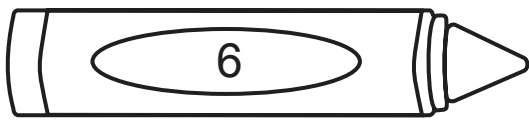
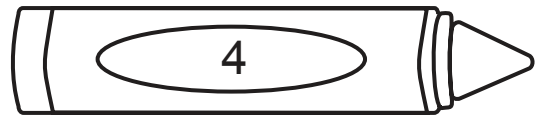
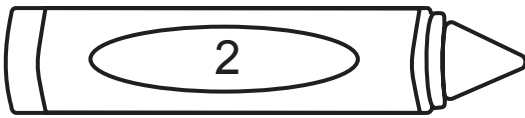
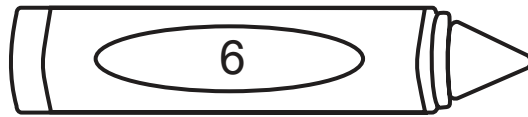
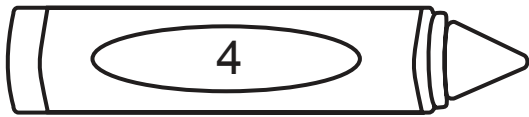

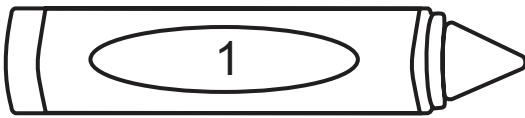
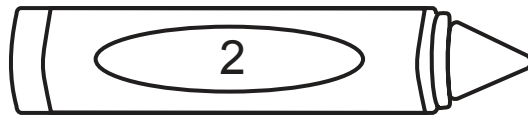
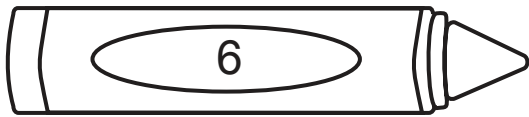
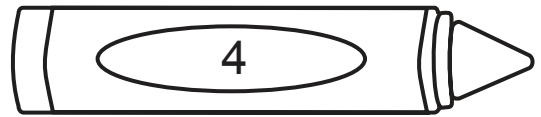
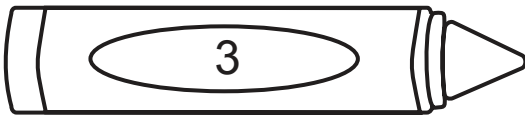
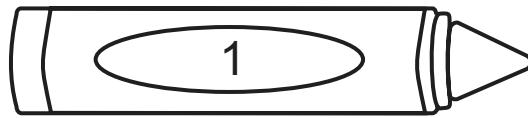
green




orange




pink



PLAYGROUND RULES




Be kind.



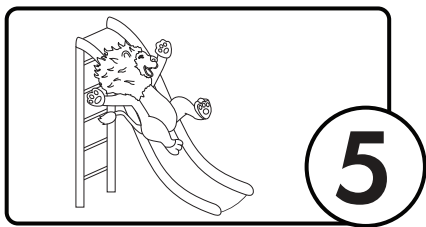
Share.




Take turns.



Keep hands and feet to yourself.



Go down the slide.



Sit in the swing.




One, two, three, Whoopee!
On the playground, we learn.
It's better when we take turns!



One, two, three, **Whoopee!**

On the swing, we learn.

It's better when we take turns!



One, two, three, **Whoopee!**

On the slide, we learn.

It's better when we take turns!

Spot the Difference

Compare the two pictures and circle five differences in the bottom picture.



Manners on the Playground



Look at each picture and think about what is happening. Is it kind or unkind?



Kind

or

Unkind



Help Rico Clean His Room

Look at the picture and circle the things that need to be cleaned up in Rico's room.





Excuse
Me

You're
Welcome

I'm
Sorry

May I?

Thank
you

Please

May I
help
you?

Using

GOOD MANNERS

helps you have the best day ever!



Always be
your best!