




Sharing



Showing Respect



BEING A GOOD NEIGHBOR



Caring for Others



Helping the Community


Obey the Rules

Connect the dots to reveal what Leonard is holding to help others cross the street safely.



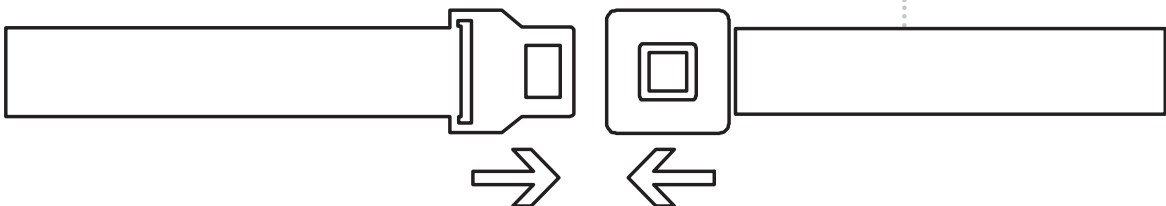
Buckle Up for Safety

Color the picture and trace the words below.




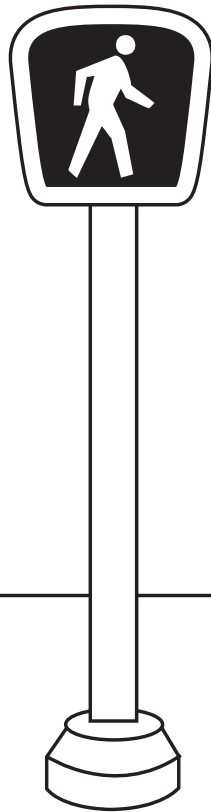
Always remember to

buckle up!



Always Use A Crosswalk

Color the picture and memorize what the crosswalk symbols below mean.



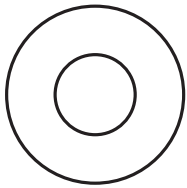
walk



don't
walk

Obey Crosswalk Rules

Look at the crosswalk rules and finish them by tracing the dotted words.



Find a crosswalk and

push the

button



Stop and wait
for the walk signal.



Start crossing.

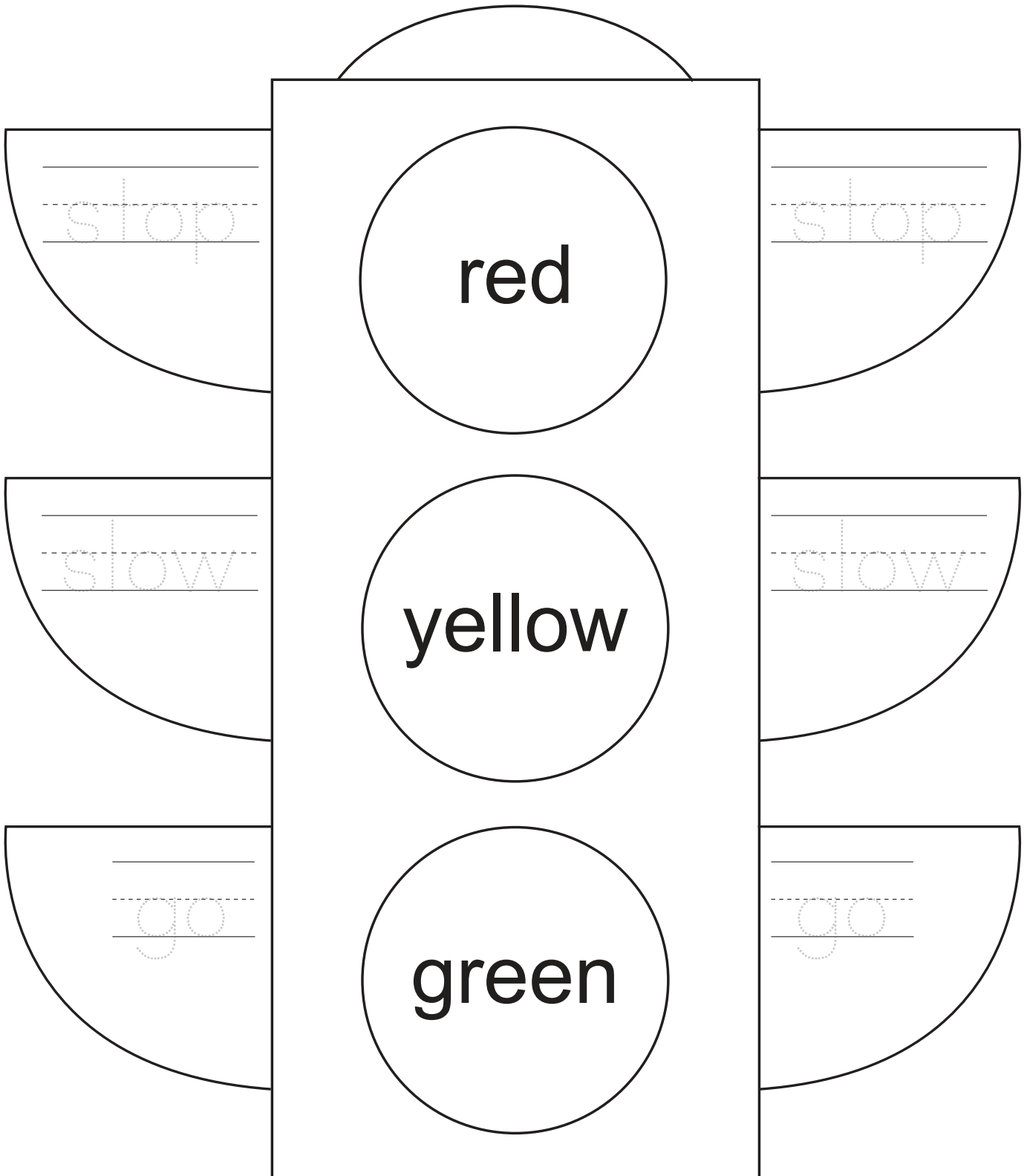
Always watch for cars.



Finish crossing.


Traffic Light Diagram

Study the traffic light diagram below to learn what the colors mean.
Finish the diagram by coloring in the circles and tracing the dotted words.

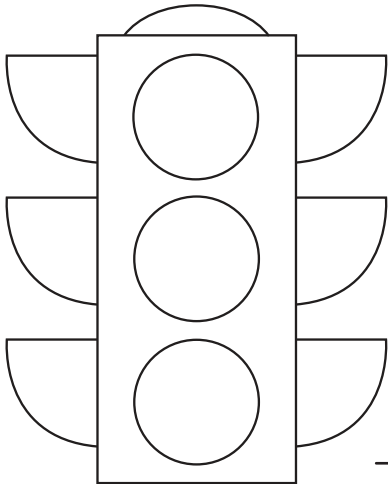



Color the Traffic Lights

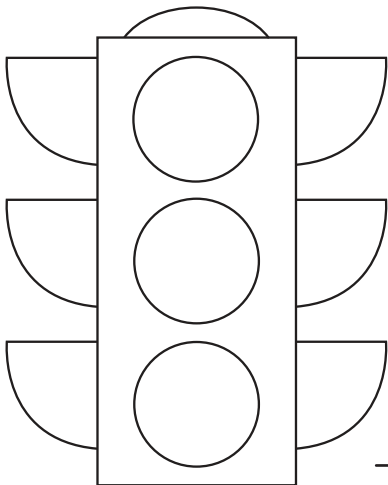
Color each traffic light according to the action.



Go



Slow



Stop





Pledge of Allegiance

Read the Pledge of Allegiance below or have an adult help you.
Practice saying it with your right hand over your heart.




I pledge allegiance to the flag
of the United States of America
and to the Republic
for which it stands,
one Nation under God,
indivisible, with liberty
and justice for all.



American Symbols

Color the American symbols of freedom and history below.



The White House



Bald Eagle



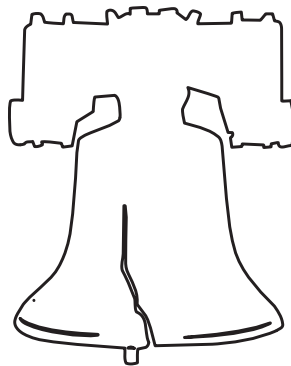
Abraham Lincoln



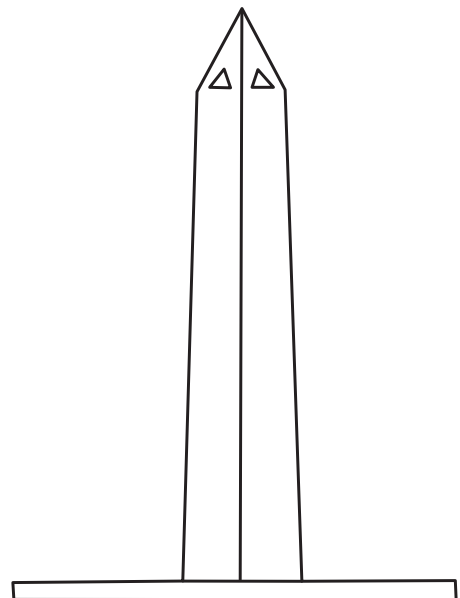
George Washington



Statue of Liberty



Liberty Bell

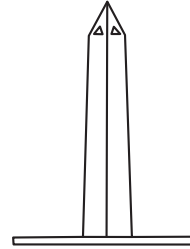



Washington Monument

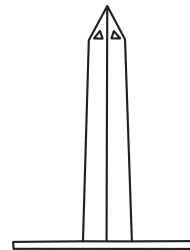
Crack the Clue: American Symbols

Read the sentence. Color and circle the correct picture.

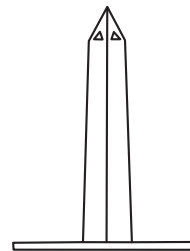
I ring and stand for freedom.



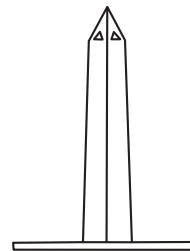
I wear a crown and hold a torch.



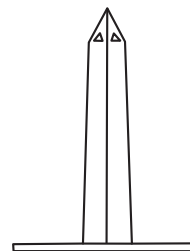
The President lives and works here.



I have feathers and represent strength and freedom.

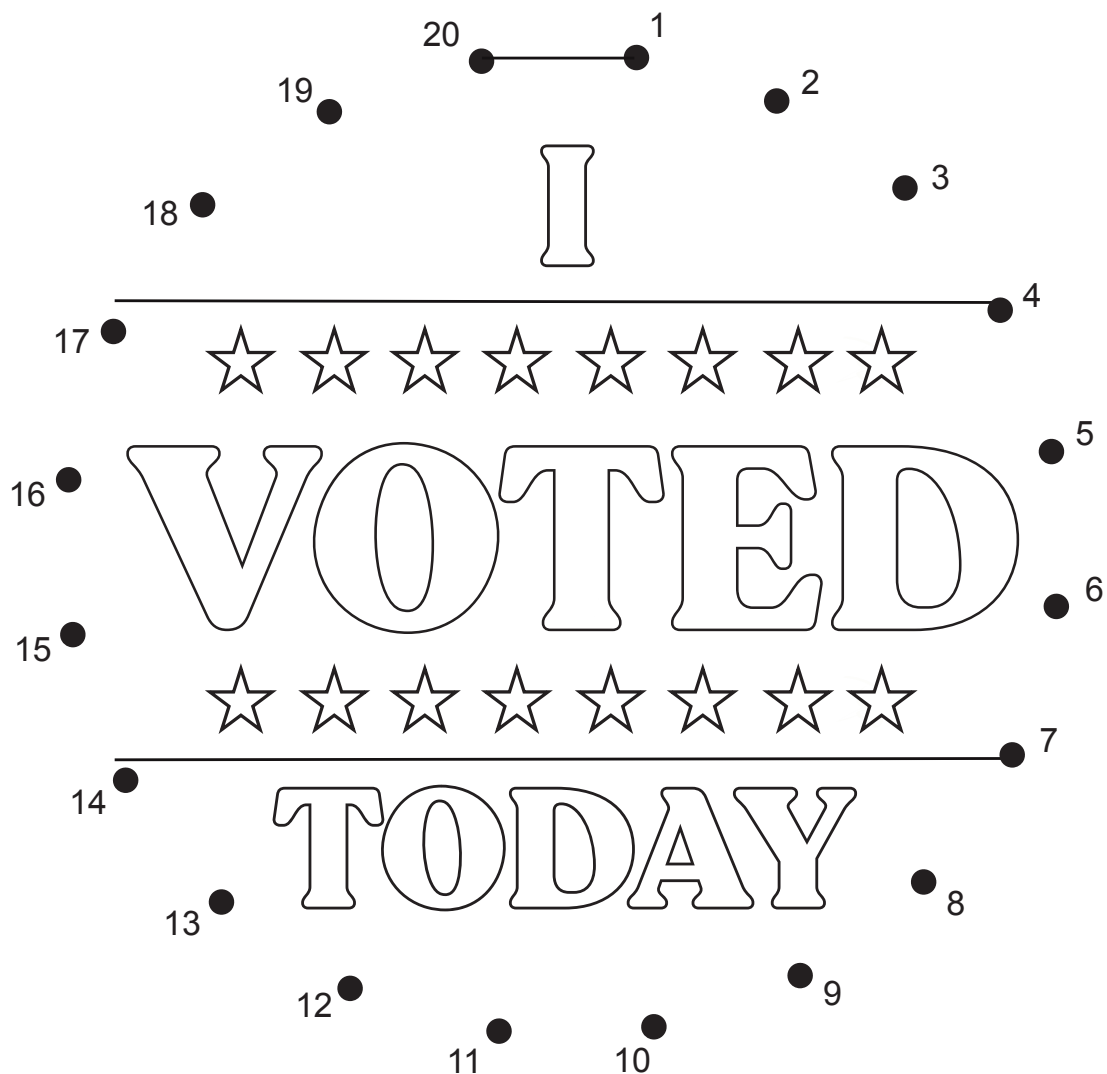


I honor George Washington, the 1st President.



Obey the Rules

Trace the dotted word and connect the dots to reveal the sticker a voter receives after they cast their ballot.






Behavior: Good or Bad Choices


Which characters are making good choices and which ones are making bad choices?
Color the smiley face for good choices or the sad face for bad choices.



Taking a bath before bedtime




Talking during circle time




Returning books to the library



Helping a friend



Riding your bike without a helmet



Donating toys you no longer use



How Can I Be A Leader?

Draw a picture below to show how you can be a leader.



I can be a good leader by

Earth Day Recycle

Trace the dotted lines to write the Earth Day words.
Draw a line to connect the words to the correct image.

Earth


tree

water

compost


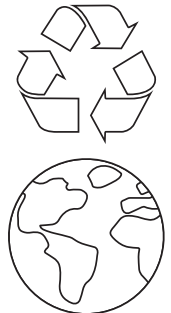



















recycle

plant




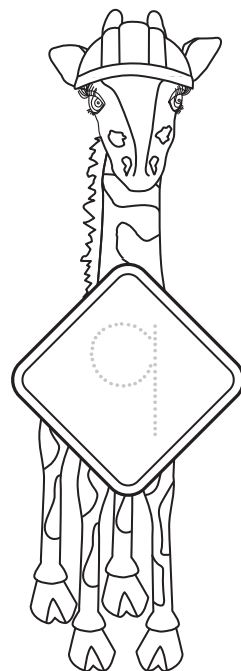

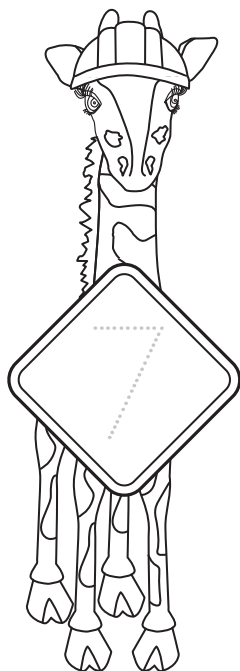

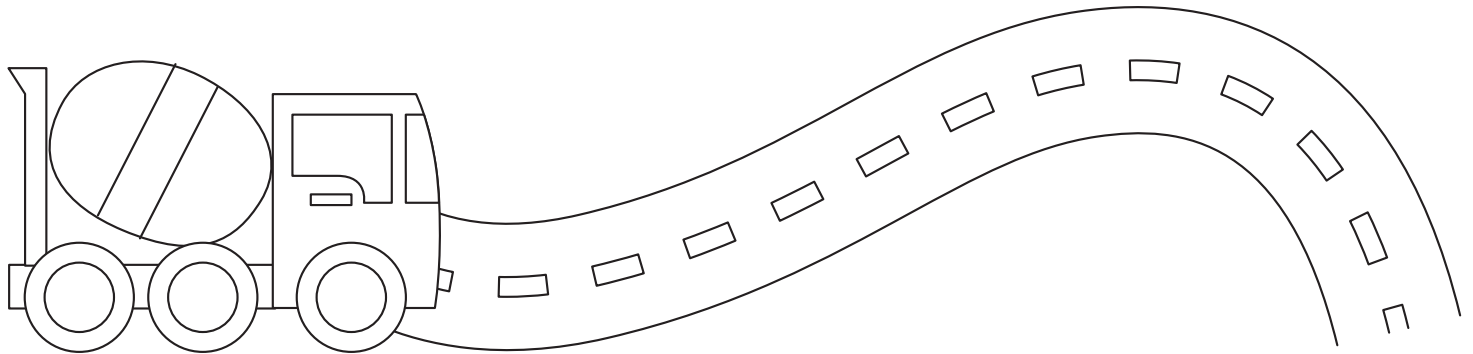

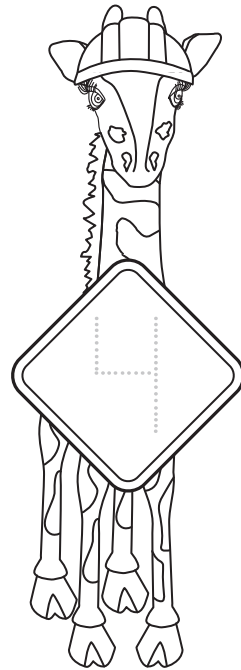

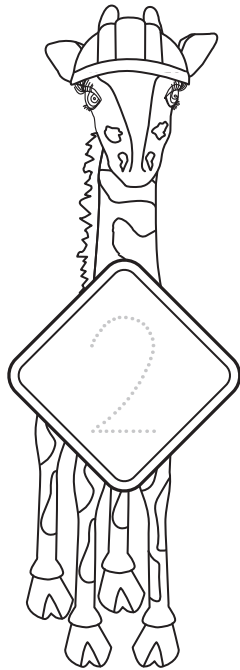

Earth Day Patterns

Circle the picture that comes next in the pattern.









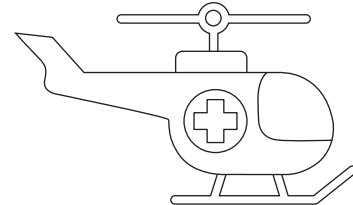



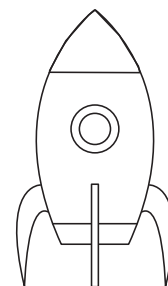
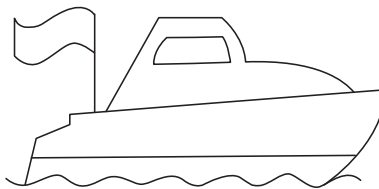



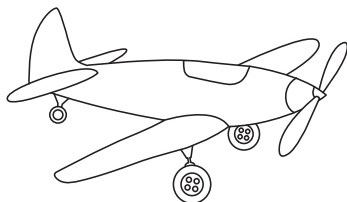
Labor Day

Holiday to honor working people. Count and trace the numbers. Color the pictures.




Community Helpers

Circle the vehicle that goes with the community helper. Color the pictures.







Memorial Day

Holiday to honor members of the U.S. Military who died while serving.



Memorial Day Parade

Color the picture. Trace the dotted lines to complete the sentence.



Pp


is
for

parade



Veterans Day

Holiday to honor all people who served in the U.S. Military. Color the picture.









HONORING
THOSE WHO
SERVED

Count and Color

Count and color each item and write the correct number below.



 _____	 _____	 _____
 _____	 _____	 _____


Independence Day

Holiday to celebrate America's birthday on July 4th.






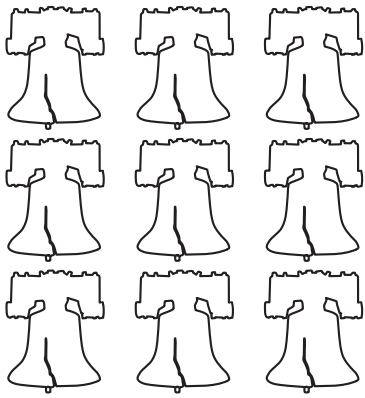
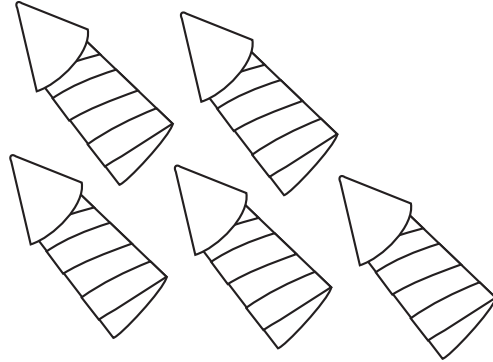


What is the Count?

Color and count the objects. How many objects are in each group?






















3



Helping Neighbors

Which characters are helping neighbors and which ones are not helping neighbors?
Color the smiley face for helping neighbors or the sad face for not helping neighbors.




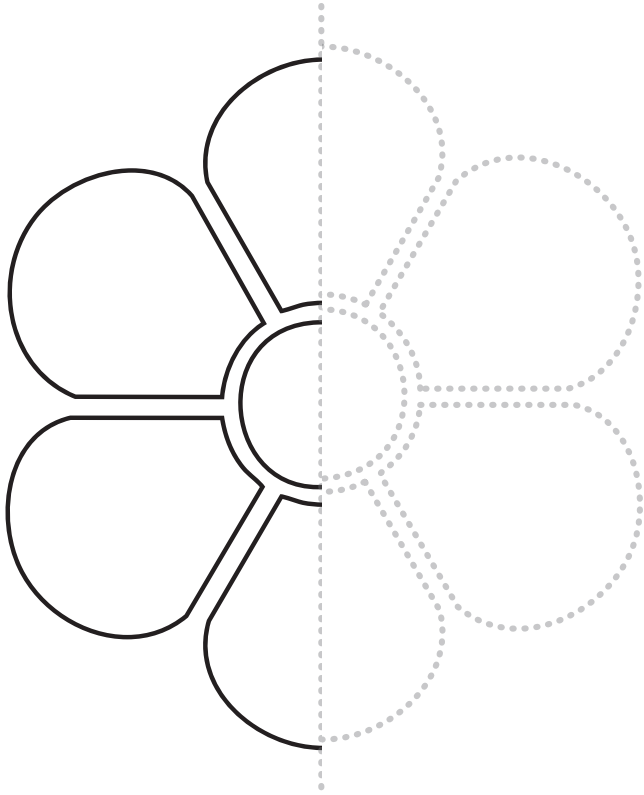
 <p>Baking a cake for a neighbor</p>	 	 <p>Spraying a neighbor with a garden hose</p>	 
 <p>Taking a package off a neighbor's porch</p>	 	 <p>Helping a neighbor paint their fence</p>	 
 <p>Bringing a neighbor some flowers</p>	 	 <p>Picking apples from a neighbor's tree without permission</p>	 



Helping in the Community Garden

Trace the dotted lines to complete the flowers in the top row.

Complete the flowers in the bottom row on your own.







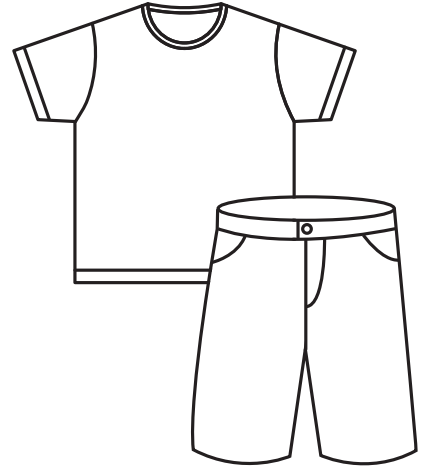
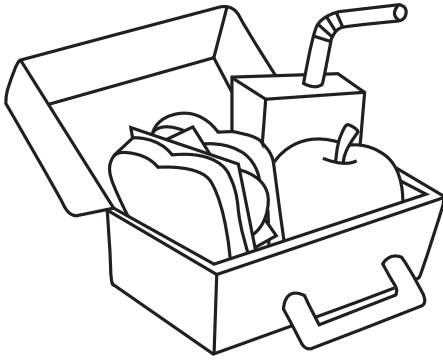
Community Garden Plants

Color and circle the parts of the plant you eat.



Needs and Wants

Color and circle the things you need. Color and underline the things you want.



Leonard is donating things he doesn't

want.



HOW CAN I BE A GOOD CITIZEN?

I CAN:

follow

rules

follow

laws

make good

choices

be

friendly

share

and take turns

work

hard


try

my best

LISTEN



TAKE TURNS



SHARE




BE KIND



BE POLITE

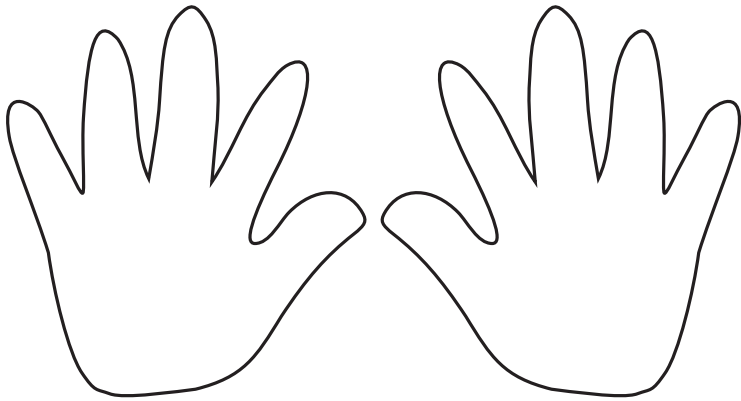


SHOW RESPECT



I'm Ready to Learn

Point to the words and read them aloud. Color the pictures.

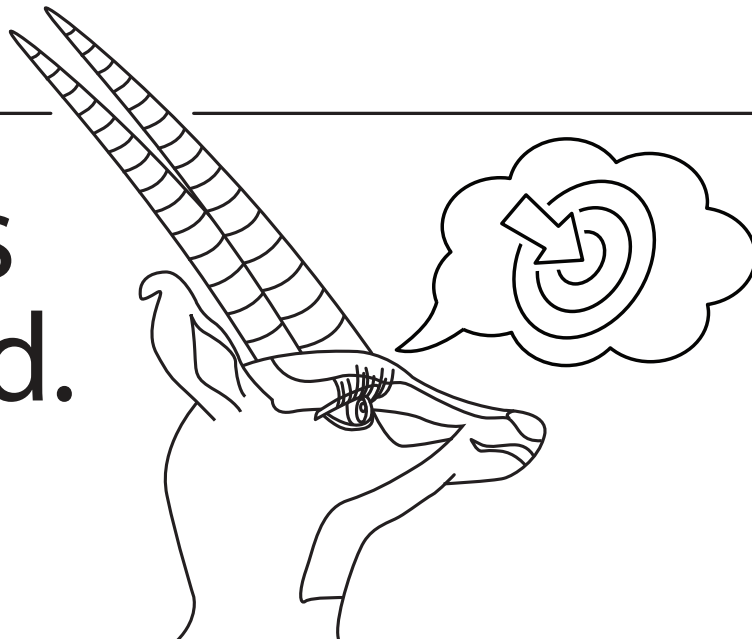


**Hands are
helping.**

**Voice is
quiet.**



**Mind is
focused.**



Ears are
listening




Eyes are
watching

Body is
still.



Following Directions


Look at the picture and follow the directions below.



1. Write the letter A on the oval mirror hanging on the wall.
2. Color Annabelle's towel pink.
3. Color 3 bubbles floating around the bathtub.
4. Color the rubber ducks yellow.
5. Count the bubbles floating in the air. Write the number of bubbles above the picture.
6. Count how many rubber ducks there are in the picture and write the number below the picture.
7. Color the rest of the picture.

Following Directions















Look at the picture and follow the directions below.



1. Draw 3 more birds in the tree.
2. Color Mingo Rose's body pink and her ears purple.
3. Draw a cloud next to the sun.
4. Draw 5 flowers beneath Annabelle's hammock.
5. Color Annabelle's hammock purple.
6. Draw a smiley face on the sun and color it yellow.
7. Color the rest of the picture.

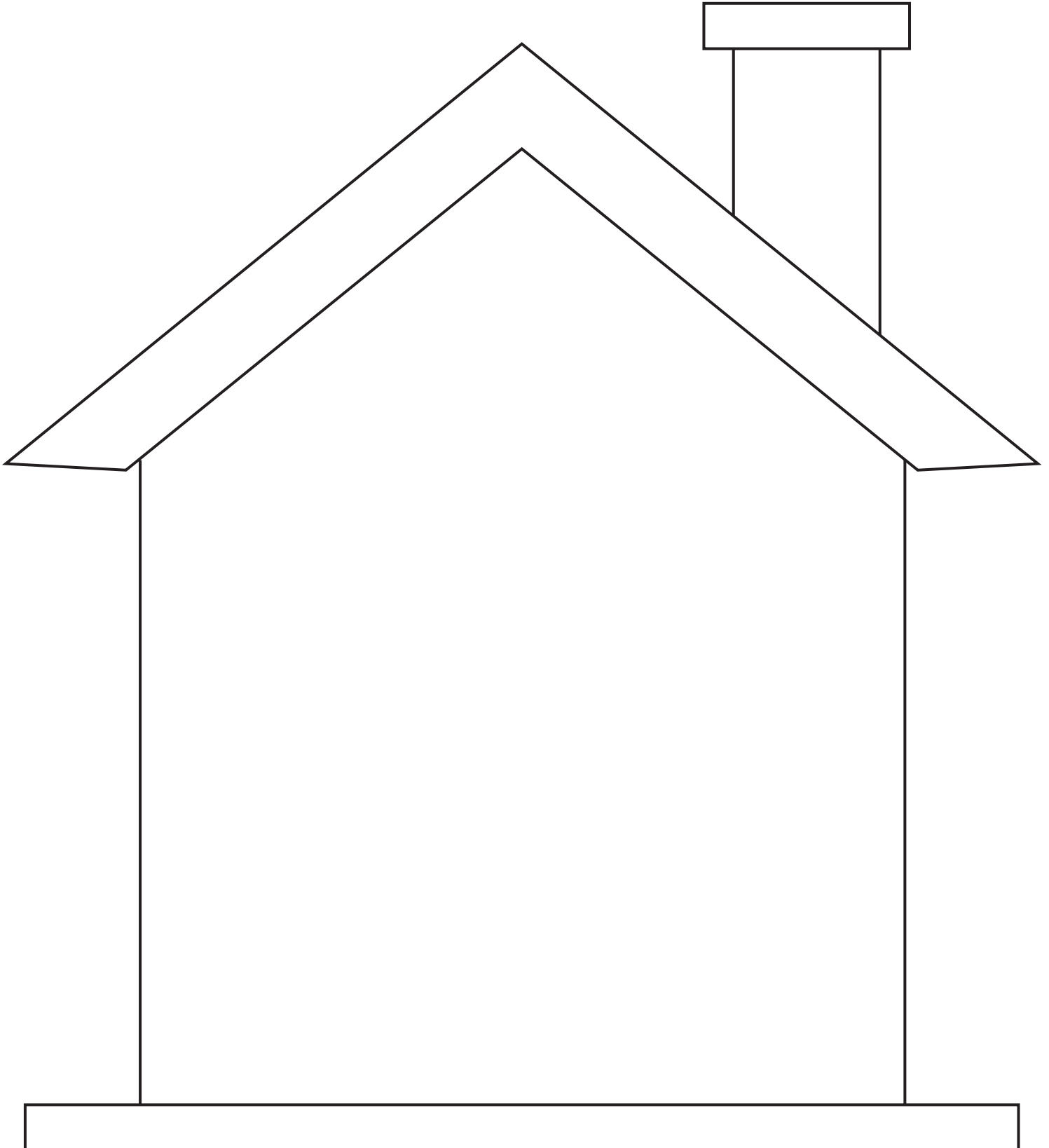
Following the Rules

Which characters are following the rules and which ones are not?
Color the smiley face for following the rules or the sad face for not following the rules.

 <p>Raising your hand before talking</p>	 	 <p>Sharing toys</p>	 
 <p>Running in the classroom</p>	 	 <p>Being a good listener</p>	 
 <p>Working quietly</p>	 	 <p>Using a loud voice</p>	 

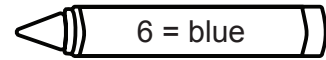
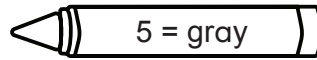
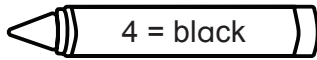
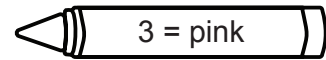
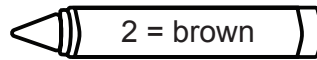
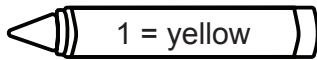
I Follow the Rules at Home

Annabelle and Leonard always follow the rules. They want to stay safe.
Draw a picture in the house below of some of the rules you follow at home.



Respecting Authority

Color the picture according to the number key below.



Showing Respect



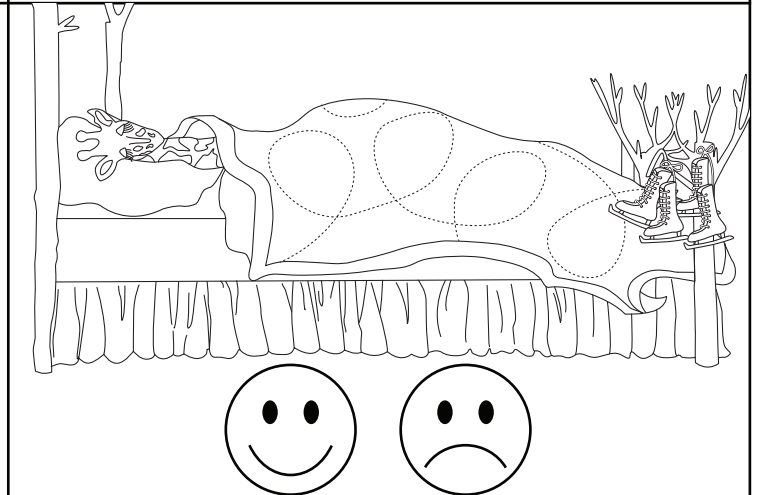



Look at each picture and think about what is happening. Is it respectful or disrespectful?



Respectful

or

Disrespectful





BE KIND ★ ○ ★

★ BE BRAVE

BE HONEST ★ ○

○ BE CREATIVE

BE HUMBLE ★

★ BE THANKFUL

BE HAPPY ○ ★

○ ★ ○
BE YOU. ○
★ ○ ★



Always be
your best!