

Color by Letter

Color the shapes according to the letter key to complete Leonard's self portrait.

L = purple

e = pink


o = yellow

n = orange

a = green

r = red

d = blue



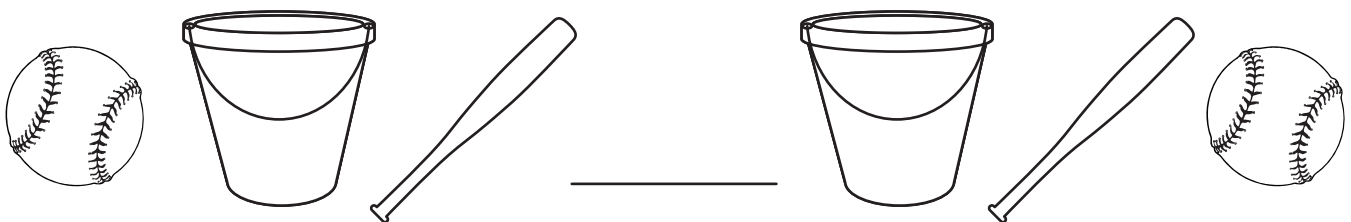
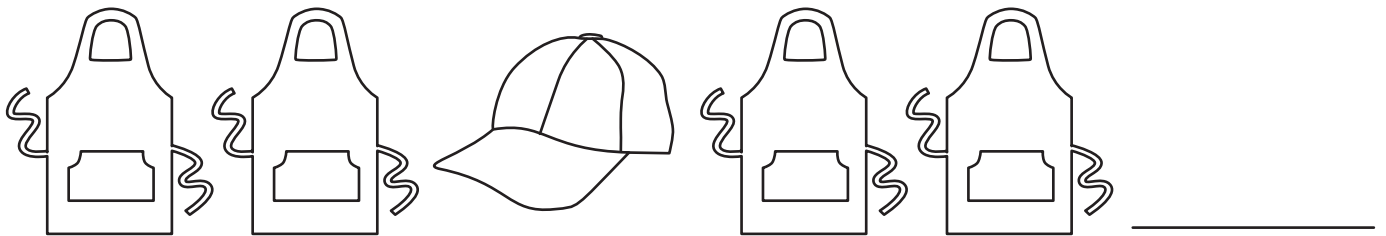
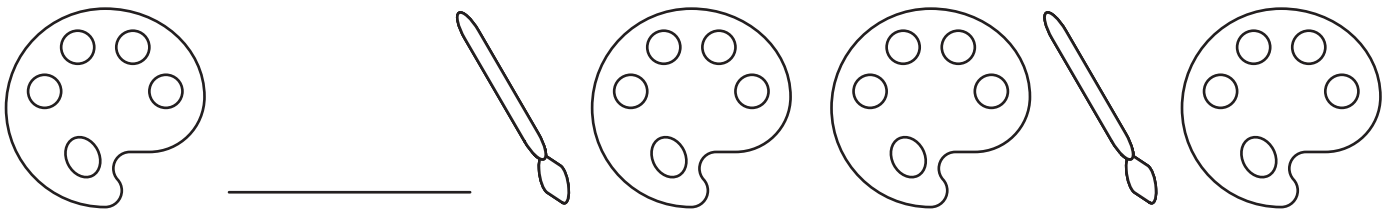
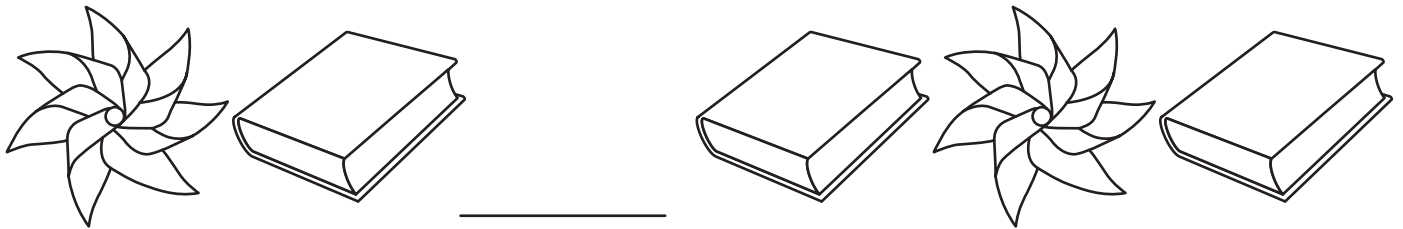
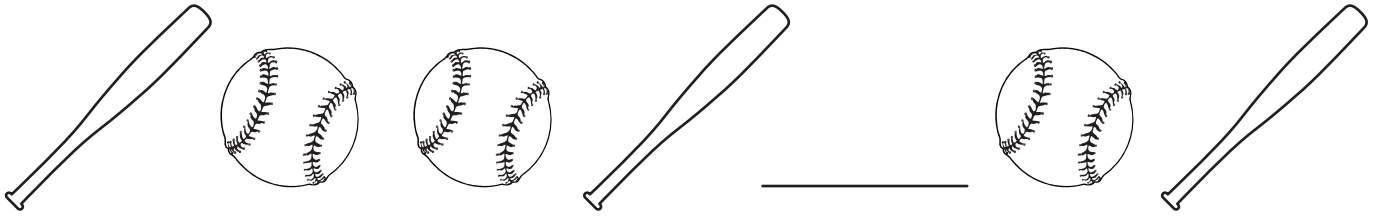




He has a bat.

What's Missing?

Draw the missing object in each row to complete the pattern.






I love to

read.

Reading Challenge

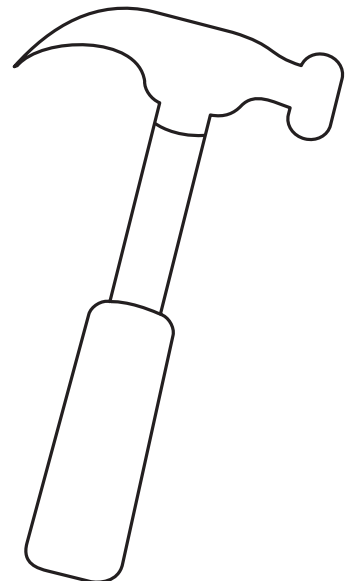

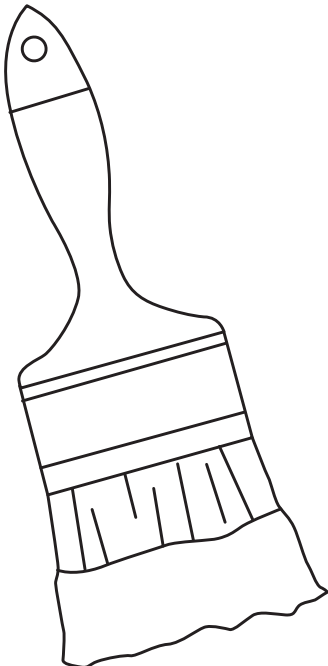


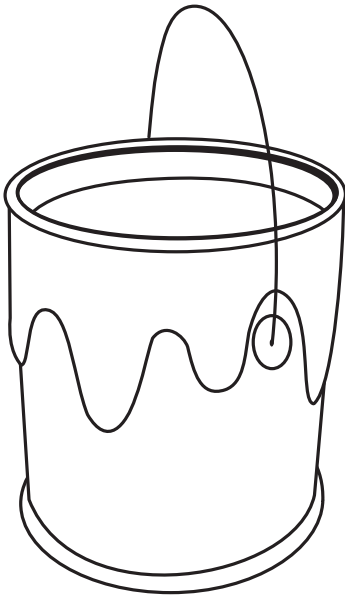
Each time you finish reading a book, color in one of the books below.

Continue until all the books are filled in.




Help Leonard get ready to paint the barn.

Circle and color the tools he will need.





Largest and Smallest

Circle and color the largest.



Circle and color the smallest.





Let's Learn Money

penny



front



back

A penny is _____ cent.

Color in the correct amount.

4¢



2¢



6¢



3¢



Coin Values

Write the value of each coin and trace the name.



= _____ ¢

penny

penny

penny



= _____ ¢

nickel

nickel

nickel



= _____ ¢

dime

dime

dime



= _____ ¢

quarter

quarter

quarter

Color by Coin

Color the coins according to the key below.

1¢ = yellow



5¢ = blue



10¢ = green



25¢ = red




How Many?

Write in the correct number of each item in the box.



_____ sea shells



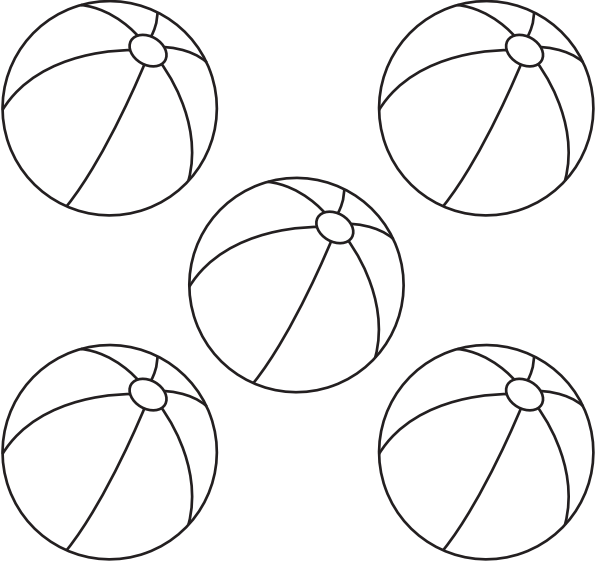
_____ cloud

_____ hat

_____ ice cream cones


Count & Color

Count and color the images in each box and color in the circle with the correct number.




Five beach balls are arranged in a box. Below the box are four circles containing the numbers 3, 4, 8, and 5.

3 4 8 5




Eight ice cream cones are arranged in a box. Below the box are four circles containing the numbers 2, 3, 6, and 8.

2 3 6 8



Four watermelon slices are arranged in a box. Below the box are four circles containing the numbers 4, 7, 9, and 6.

4 7 9 6


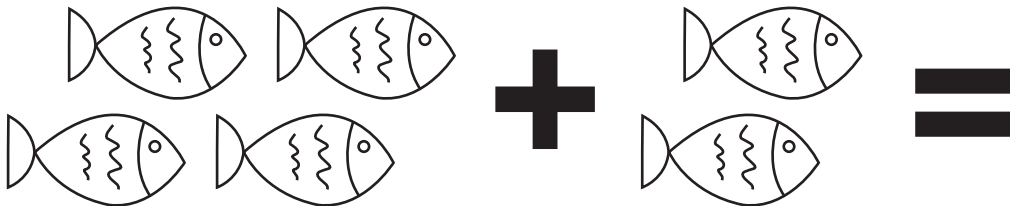


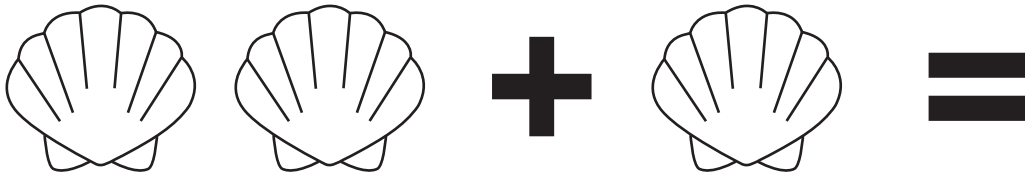


Nine shovels are arranged in a box. Below the box are four circles containing the numbers 9, 2, 7, and 3.

9 2 7 3


Summer Addition

Add the objects in each row and write your answer after the equal (=) sign.




Summer Ten Frames Counting

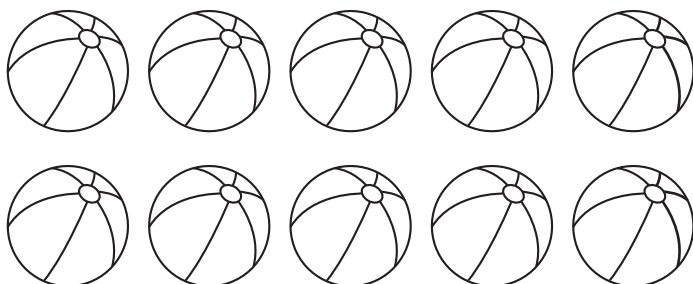
Count the images and place an "x" in the correct number of frames.



1	2	3	4	5
6	7	8	9	10




1	2	3	4	5
6	7	8	9	10



1	2	3	4	5
6	7	8	9	10



1	2	3	4	5
6	7	8	9	10



1	2	3	4	5
6	7	8	9	10



1	2	3	4	5
6	7	8	9	10

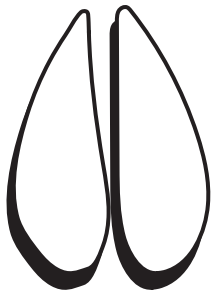

Draw what you think is inside the pirate chest.





Animal Footprints

Trace the name that matches each footprint.

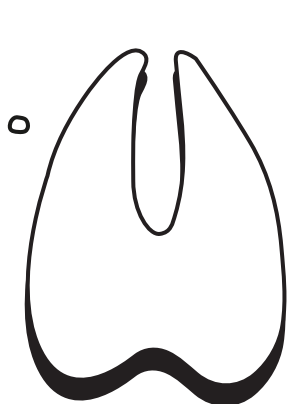
Mingo Rose



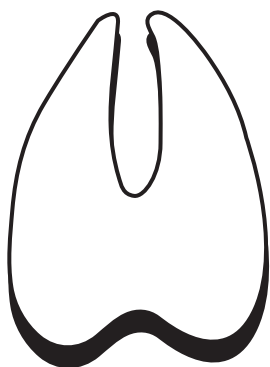
Gazzie



Leonard



Annabelle




Glory



Rico




Spot the Difference

Compare the two pictures and circle five differences in the bottom picture.



Same or Different

Color the picture that is different from the rest.

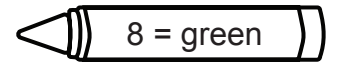
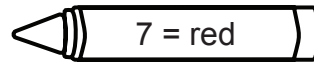
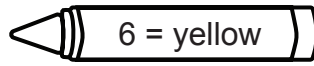
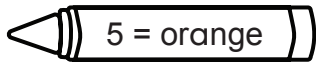
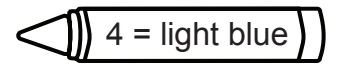
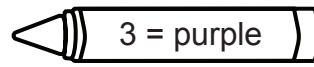
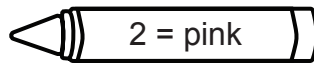
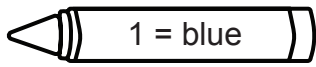



Follow the numbers to connect the dots and color the picture.



Color by Number

Color Mingo Rose splashing with the fish according to the number key.





How many fish are in the net? _____

How many fish are jumping? _____

How many fish in all? _____


Writing Sentences

Trace the words to complete each sentence.

Rico waits.


Mingo Rose helps.

Leonard cooks.




Color by Letter


Color Leonard floating in the inner tube according to the letter key.



Frozen Alphabet

Fill in and color the missing letter popsicles.







Words That Rhyme



Trace the words and draw a line to connect the words that rhyme.



Zoom

Crackle

Bang

Clang

Sparkle

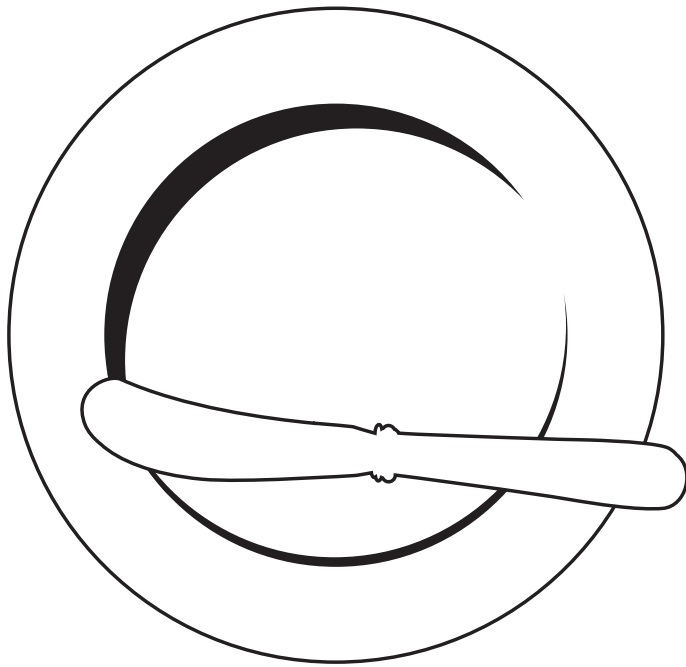
Boom



Place Setting Diagram


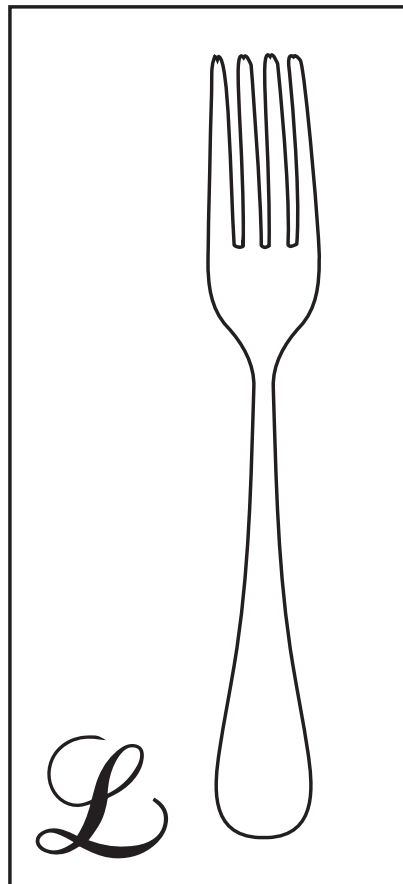
Trace the words to complete the place setting.


bread
plate




fork

napkin

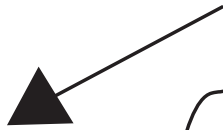




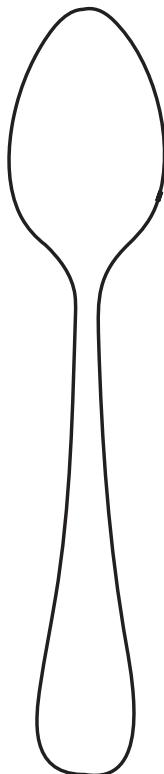
glass



plate



knife



spoon

Table Manners

Trace the words to complete the table manners.

Wash **your** hands.

Keep elbows off the table.

Place napkin in your lap.

Chew **with your** mouth
closed.

Wait for everyone to
be served.

Pass to the right so you
never get left out.

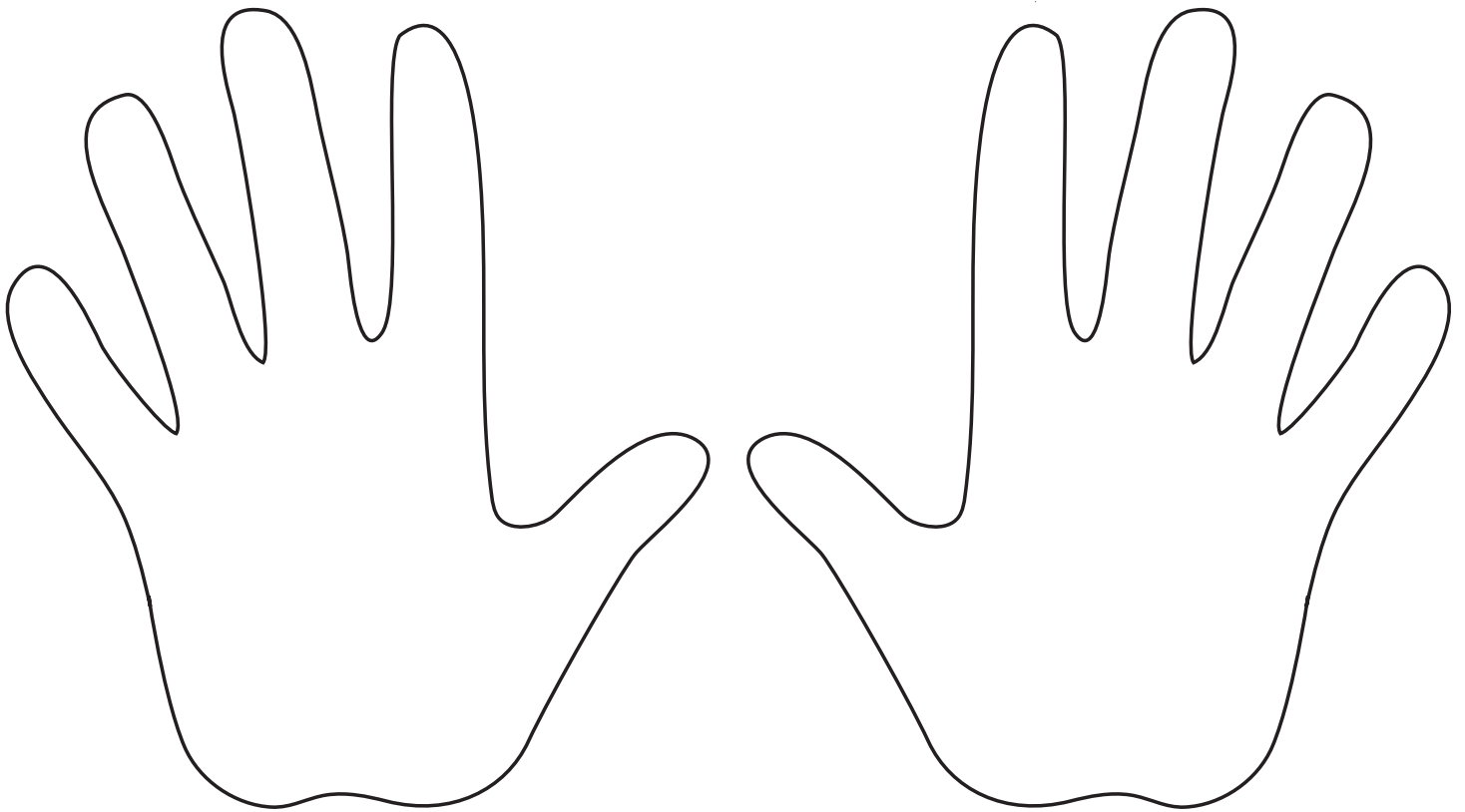
Thank the cook.

Left and Right

Trace the words left and right and look at your hands.
Which one is left and which one is right?

left

right



I Can Follow Directions

Draw fingernails on the **left** hand. Color the fingernails blue.

Draw fingernails on the **right** hand. Color the fingernails green.

Draw a ring on the **right** hand.

Color the **left** hand pink.

Color the **right** hand red.

Alphabet Practice Chart

Trace the lowercase and uppercase letters to complete the alphabet.

Aa Bb Cc Dd Ee


Ff Gg Hh Ii Jj

Kk Ll Mm Nn

Oo Pp Qq Rr


































Ss Tt Uu Vv







Ww Xx Yy Zz



Summer I Spy


Count each object and write the number in the corresponding box below.

	<input type="text"/>		<input type="text"/>		<input type="text"/>
	<input type="text"/>		<input type="text"/>		<input type="text"/>

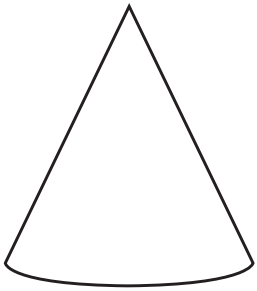
Summer I Spy

Trace each letter of Leonard's name and color in each circle with a matching letter.


<p>L</p> <p>t L c n L</p> <p>b z L a K</p> <p>L M o L f</p>	<p>e</p> <p>e P e p e</p> <p>w e L a B</p> <p>r D e S e</p>	<p>o</p> <p>c N e r s</p> <p>o e A o X</p> <p>n o e G o</p>
<p>n</p> <p>b Y j c n</p> <p>a n M n R</p> <p>n b e H n</p>	<p>a</p> <p>b D a a s</p> <p>a n M n J</p> <p>i c e a b</p>	<p>r</p> <p>r F a r d</p> <p>p r T n A</p> <p>x q r m r</p>
<p>d</p> <p>d C o g d</p> <p>a l d i S</p> <p>d m g A d</p>		

3D Shapes

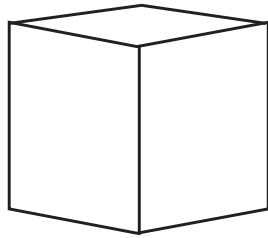
Color the 3D shapes according to the key below.



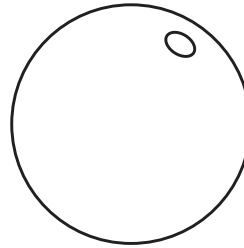
blue



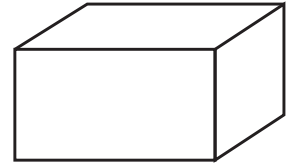
yellow





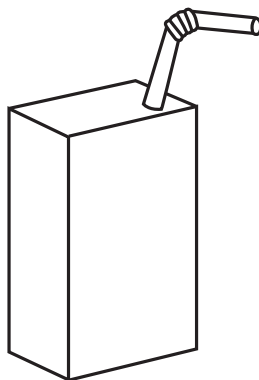


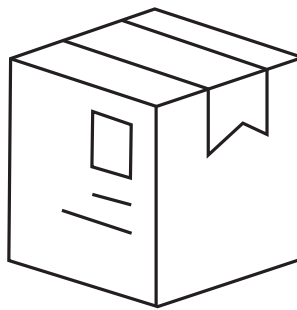
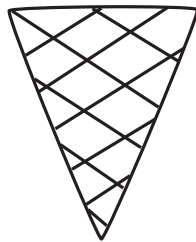
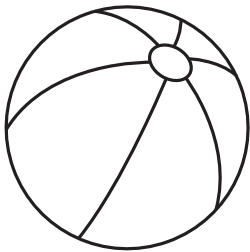
green



purple

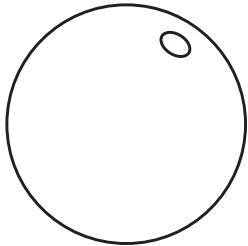


red

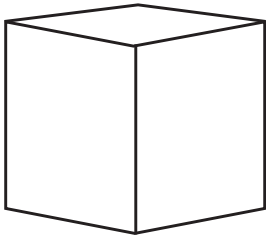
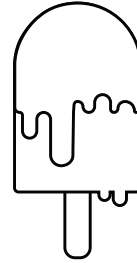




3D Shapes

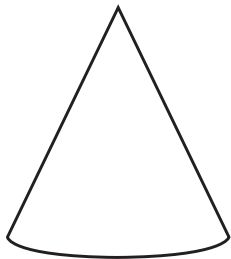



Color the object in each row that matches the first shape shown.






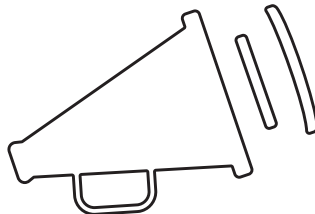

sphere





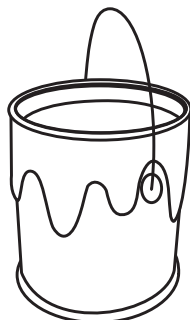
cube



cone



cylinder









Always be
your best!